

**PROJECT MANUAL FOR:**

**TP-7 Rink Floor Construction  
Nelson Center Ice Rink  
Springfield, IL**

**For:**

**Springfield Park District  
2500 South 11<sup>th</sup> Street  
Springfield, IL 62703**

**By:**

**Jason Graham, Director of Parks and Planning  
Springfield Park District  
2500 S. 11<sup>th</sup> St.  
Springfield, IL 62703**

**TP-7 Rink Floor Construction  
Springfield Park District  
Springfield, IL**

**Table of Contents:**

Advertisement for Bids

P.A. No. 100-1177

Ordinance # 1117-07

Ordinance # 1118-07

Ordinance # 1161-08

Instruction to Bidders

Summary of Quantities

Bid Form

Contractor Qualification Sheet

Bid Bond Form

Special Provisions

Acceptance or Non-Acceptance of Tenders

Contract

Notice to Proceed

Change Order

Appendix A: Contract Specifications

Appendix B: Contract Drawing Package

Appendix C: Project Schedules

Appendix D: Bidder Evaluation Criteria

## ADVERTISEMENT FOR BIDS

Springfield Park District  
2500 South 11<sup>th</sup> Street  
Springfield, IL 62703

Will receive sealed bids for: TP-7 Rink Floor Construction

Contract Documents I.B. Storey US Inc., Joshua Ritchie  
Prepared by: 17900 Gulf Blvd., Suite 3F  
Redington Shores, FL 33708

### PROJECT DESCRIPTION

This replacement consists of a new installation of two rink floors in an existing building staggered in installation to maintain the operation of the rink.

### BIDDING REQUIREMENTS

All bidders are required to comply with the provisions of P.A. No. 100-1177, No. 1117-07 (Responsible Bidders Ordinance), No. 1118-07 (Project Labor Agreement) and No. 1161-08 (Substance Abuse Policy).

### TIME AND PLACE OF BID SUBMITTAL

The Owner will receive sealed bids until 2:00 p.m. CT on 07-Jan-25, at which time the bids will be opened publicly. Bids are to be delivered to the Board Room in the Springfield Park District office, located in Bunn Park.

Bids should be directed to Mr. Jason Graham, Director of Parks & Planning  
Springfield Park District  
2500 South 11<sup>th</sup> Street  
Springfield, IL 62703

Bids received after stated time will not be accepted and will be returned unopened.

## TIME AND PLACE OF PRE-BID MEETING

Non-mandatory pre-bid meetings will be held on 06-Dec-24. The pre-bid meetings will be held at the Nelson Center Ice Rink located at 1601 N 5<sup>th</sup> St., Springfield, IL 62702 by appointment only. Contact [bid@ibstorey.com](mailto:bid@ibstorey.com) to arrange an appointment.

## CONTRACT DOCUMENTS

Until bids have been opened, plans and specifications shall be on file in the office of the Springfield Park District, 2500 South 11<sup>th</sup> Street, subject to the inspection of all parties desiring to bid. The Board of Trustees of the Springfield Park District reserves the right to waive any irregularities in the bids, reject any or all bids and to accept any bid deemed most advantageous to the district.

Obtain bidding documents at the office of the Springfield Park District located at 2500 South 11<sup>th</sup> Street (217-544-1751). A twenty-dollar (\$20.00) deposit is required. Checks shall be made payable to Springfield Park District. Electronic file available also.

## BID STIPULATION

Bids shall be submitted in sealed envelopes marked "TP-7 Rink Floor Construction". An accompanying bid bond shall be equal to 10% of the total bid price. This may be in the form of a Certified Check, Bank Draft, or Bid Bond payable to the Owner.

Contractor shall not pay less than the prevailing rate of wages as determined by the Department of Labor to all laborers, workmen, mechanics performing work under this contract, and shall comply with the requirements of the Illinois Wages of Employees on Public Works Act.

The successful Bidder will be required to furnish a satisfactory Performance Bond and a Labor and Material Payment Bond for the full amount of the bid accepted.

Owner reserves the right to reject any or all proposals, to waive technicalities and minor irregularities in bidding, and to award a Contract for any part of the Work or the Project as a whole.

The Springfield Park District is an Equal Opportunity Employer. Minority business firms are encouraged to submit a bid for this project.

Bids shall include the following information which will be used to evaluate bidders as per Appendix D Bidder Evaluation Criteria:

1. A brief description of the company. Include a history of the company size, location, and areas of professional expertise. Specification of recommended installation, with detail that meets or exceeds the specifications outlined in the scope of work.
2. Stipulate that installation will occur as necessary to fulfill applicable codes and standards as they apply to refrigeration and mechanical systems.
3. A list of the key personnel who would be involved including any sub-consultants or sub-contractors.

4. Clearly outline demonstrated experience and understanding of mechanical concepts, including a summary of projects undertaken in the recreation sector and a summary of projects involving specialized rink floor construction.
5. Provide a proposed construction schedule for the installation of the specialized rink floor construction project. A schedule of any required demolition and erection of walls to enable equipment installation and relocation must be submitted for approval.
6. Proponent shall provide the total cost of the project. The proposed cost is to be turnkey. Taxes are to be added as a separate item.

#### MILESTONE DATES

Tender Posting	22-Nov-24
Non-Mandatory Pre-Bid Meeting	06-Dec-24
Deadline for Questions	31-Dec-24
Tender Closing	07-Jan-25
Substantial Completion	26-Sep-25

---

PREVAILING WAGE ACT

Any contract that calls for the construction of a “public work,” within the meaning of the Illinois Prevailing Wage Act, 820 ILCS 130/.01 *et seq.* (“the Act”). The Act required contractors and subcontractors to pay laborers, workers and mechanics performing services on public works projects no less than the “prevailing rate of wages” (hourly cash wages plus fringe benefits) in the county where the work is performed. For information regarding current prevailing wage rates, please refer to the Illinois Department of Labor’s website at: <http://www.state.il.us/agency/idol/rates/rates.HTM>. All contractors and subcontractors rendering services under such contract must comply with all requirements of the Act, including but not limited to, all wage, notice and record keeping duties.

---

**ORDINANCE NO. 1404-17**

---

**AN ORDINANCE OF THE SPRINGFIELD PARK DISTRICT  
ADOPTING THE PREVAILING WAGE RATE**

WHEREAS, the State of Illinois has enacted "AN ACT regulating wages of laborers, mechanics and other workers employed in any public works by the State, County, City or any public body or any political subdivision or by any one under contract for public works," approved June 26, 1941, as amended, also known as the Prevailing Wage Act, (820 Illinois Compiled Statutes, Section 130/0.01 et. seq) and

WHEREAS, the aforesaid Act requires that the SPRINGFIELD PARK DISTRICT of the City of Springfield, Illinois, investigate and ascertain the prevailing rate of wages as defined in said Act for laborers, mechanics and other workers in the locality of Springfield, Illinois, employed in performing construction of public works, for said SPRINGFIELD PARK DISTRICT.

NOW THEREFORE, BE IT ORDAINED BY THE PRESIDENT AND BOARD OF TRUSTEES OF THE SPRINGFIELD PARK DISTRICT:

SECTION 1: To the extent and as required by "An Act regulating wages of laborers, mechanics and other workers employed in any public works by State, County, City or any public body or any political subdivision or by any one under contract for public works," approved June 26, 1941, as amended the general prevailing rate of wages in the locality for laborers, mechanics and other workers engaged in construction of public works coming under the jurisdiction work in the Sangamon County area as determined by the Department of Labor of the State of Illinois as of June of the current year a copy of that determination being attached hereto and incorporated herein by reference. As required by said Act, any and all revisions of the prevailing rate of wages by the Department of Labor of the State of Illinois shall supersede the Department's June determination and apply to any and all public works construction undertaken by the SPRINGFIELD PARK DISTRICT. The definition of any terms appearing in this Ordinance where are also used in aforesaid Act shall be the same as in said Act.

SECTION 2: Nothing herein contained shall be construed to apply said general prevailing rate of wages as herein ascertained to any work or employment except public works construction of the SPRINGFIELD PARK DISTRICT to the extent required by the aforesaid Act.

SECTION 3: The SPRINGFIELD PARK DISTRICT SECRETARY shall publicly post or keep available for inspection by any interested party in the main office of the SPRINGFIELD PARK DISTRICT this determination or any revisions of such prevailing rate of wage. A copy of this determination or of the current revised determination of prevailing rate of wages then in effect shall be attached to all contract specifications.

---

SECTION 4: The SPRINGFIELD PARK DISTRICT SECRETARY shall mail a copy of this determination to any employer, and to any association of employers and to any person or association of employers and to any person or association of employees who have filed their names and addresses, requesting copies of any determination stating the particular rates and the particular class of workers whose wages will be affected by such rates.


---

SECTION 5: The SPRINGFIELD PARK DISTRICT SECRETARY shall promptly file a certified copy of this Ordinance with both the Secretary of State Index Division and the Department of Labor of the State of Illinois.


SECTION 6: The SPRINGFIELD PARK DISTRICT SECRETARY shall cause to be published in a newspaper of general circulation within the area a copy of this Ordinance and such publication shall constitute notice that the determination is effective and that this is the determination of this public body.

PASSED: June 15, 2017

APPROVED: June 15, 2017



Derek Harms  
Secretary



Leslie A. Sgro  
President

---

---



**ORDINANCE #1117-07**  
**Responsible Bidders Ordinance**

**WHEREAS**, the Springfield Park District, from time to time, prepares specifications, advertises, and awards bids, for the construction of various projects, or for the provision of services directly to the residents of the said Park District, and

**WHEREAS**, the Board of the said Park District desires to award the contracts for the construction of such projects, or for the provision of such services, to the lowest responsible bidder, in accord with the applicable Illinois law, and

**WHEREAS**, the said Board believes that it is the obligation of the Park District to comply with the various laws, both state and federal, which protect the health, safety, and welfare of the workers who are employed in the construction of its projects, or the provision of services to the residents of the District, and it is further the obligation of the Park District to encourage those to whom such construction or services contracts are awarded to comply with such statutes as well, and it is further the obligation of the Park District to encourage those to whom construction or service contracts are awarded to develop and maintain apprenticeship and training programs in order to provide a pool of qualified and skilled workers in the Springfield area, and

**WHEREAS**, the Board of the said Park District desires to adopt ordinances and follow practices and procedures designed to ensure, to the maximum extent possible, that it, and those with whom it contracts, do comply with the said state and federal statutes, and do provide apprenticeship and training programs,

**NOW THEREFORE BE IT ORDAINED** by the Board of the Springfield Park District as follows:

That from and after the passage and approval of this ordinance according to law, all specifications for the construction or substantial renovation of any building, roadway, bridge, shelter, parking lot, or other capital project, or for the provision of services directly to the residents of the said District, shall include a requirement that any person, firm, corporation, or other entity submitting a bid shall include a complete, accurate, and truthful listing and description of all citations, complaints, summons, decisions, determinations, judgments, or other allegations or findings of any violation of state or federal laws which protect the health, safety, or welfare of workers, including but not limited to, OSHA, FMLA, FLSA, ADA, ADEA, NLRA, the Federal Civil Rights Act, The Illinois Human Rights Act, the Illinois Wage and Hour Law, and the Prevailing Wage Act, filed against it or any entity with whom it is submitting the bid, including joint venturers and partners, and also including parent and subsidiary corporations or entities, and shall further include a statement that such bidder is a participant in at least one apprenticeship and training program approved by and registered with the United States Department of Labor's Bureau of Apprenticeship and Training, for the trades or crafts to be utilized on the project being bid, provided however, that the Board may waive the Apprentice and Training program requirement herein if no such program is available to the bidder. If the bidder has not been the recipient of any citations, complaints, summons, decisions, determinations, judgments, or other allegations or findings as aforesaid, it shall include a statement to that effect with its bid.

That any bidder who willfully fails or refuses to include the information required in Paragraph one, or whose report is substantially incomplete, inaccurate, or untruthful, shall be disqualified and its bid rejected.

That the Board may reject any bid and disqualify any bidder whose report, or subsequent inquiry into the matters contained in such report, reveals any of the following:

That there has been a finding, determination, or judgment by an agency of the state or federal government charged with the responsibility of enforcing laws and regulations which protect the health, safety, or welfare of workers, as enumerated above, or otherwise, that the bidder has violated such a statute or regulation, and that such violation was:


1. Found to have been part of a pattern of similar violations, or one of three or more similar violations committed within the two years immediately preceding the submission of the bid, or
2. Classified by an agency of the state or federal government as serious, or
3. One which threatened the health or safety of the workers employed by the bidder, or
4. One resulting in the payment of back wages and benefits of \$5,000 or more, or
5. One that resulted or could have resulted in the debarment of the bidder from contracting with the state or federal government, or any agency thereof.

That the bidder and its employees, do not actively participate in an apprenticeship and training program as aforesaid.

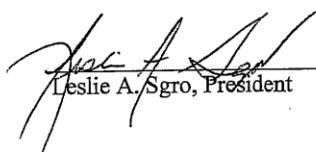
That any person, firm, corporation, or other entity seeking to submit bids for any project of, or for the provision of services to the residents of the said District as herein described, which has been disqualified or had its bids rejected by the Board on three or more occasions within the three years immediately preceding the submission of the bid which is then currently before the Board for consideration, shall be debarred from submitting further bids for such District projects for a period of one year following the rejection of the bid then currently being considered by the Board.

PASSED: September 18, 2007

APPROVED: September 18, 2007



Michael Stratton, Secretary



Leslie A. Sgro, President

**ORDINANCE #1118-07**  
**Project Labor Agreement (PLA)**

**WHEREAS**, the Springfield Park District has a compelling interest in awarding public works contracts so as to ensure the highest standards of quality and efficiency at the lowest responsible cost; and

**WHEREAS**, a project labor agreement, which is a form of pre-hire collective bargaining agreement covering all terms and conditions of employment on a specific project, can ensure the highest standards of quality and efficiency at the lowest responsible cost on appropriate public works projects; and

**WHEREAS**, the Springfield Park District has a compelling interest that a highly skilled workforce be employed on public works projects to ensure lower costs over the lifetime of the completed project for repairs and maintenance; and

**WHEREAS**, project labor agreements provide the Springfield Park District with a guarantee that public works projects will be completed with highly skilled workers; and

**WHEREAS**, project labor agreements provide for peaceful, orderly, and mutually binding procedures for resolving labor issues without labor disruption; and

**WHEREAS**, project labor agreements allow public agencies to predict more accurately the actual cost of the public works project; and

**WHEREAS**, the use of project labor agreements can be of specific benefit to complex construction projects of large scope such as road construction and repair; and

**WHEREAS**, project labor agreements are useful from a cost, efficiency, quality, safety, and timeliness standpoint and in eliminating potential for friction by ensuring that work is performed by trade unions that have traditionally performed and have trade and geographic jurisdiction over the work performed; therefore

Be it Ordained by the Board of the Springfield Park District, as follows:

**Section 1. Public Works Projects.**

On a project-by-project basis, for those capital projects with an estimated cost in excess of thirty thousand dollars (\$30,000), the Springfield Park District shall include a project labor agreement requirement in the bid specifications unless it has been determined that a project labor agreement would not advance the District's interests of cost, efficiency, quality, safety, timeliness, skilled labor force, and labor stability and the District's policy to advance minority-owned and female-owned business.

**Section 2. Negotiation of Project Labor Agreement.**

Unless it has been determined that a project labor agreement is not appropriate for a particular public works project, the District shall either (i) in good faith negotiate a project labor agreement with labor organizations engaged in the construction industry that represent experienced and skilled construction workers or (ii) condition the award of a project manager or general contractor

upon a requirement that the manager or contractor negotiate in good faith a project labor agreement with labor organizations engaged in the construction industry and, if necessary, use the Department of Labor to reach a project labor agreement. The District may reserve the right to approve the negotiated project labor agreement.

**Section 3. Contents of Project Labor Agreement.**

A project labor agreement must:

1. Set forth effective, immediate, and mutually binding procedures for resolving jurisdictional disputes, labor disputes, and grievances arising before the completion of work;
2. Contain guarantees against strikes, lockouts, or other similar actions;
3. Standardize the terms and conditions of employment of labor on the public works project;
4. Permit flexibility in work scheduling and shift hours and times;
5. Ensure a reliable source of skilled and experienced labor;
6. Further public policy objectives as to improved employment opportunities for minorities, females, and the economically disadvantaged in the construction industry;
7. Permit contractors and subcontractors to retain a percentage of their current workforce in addition to labor referred through the signatory labor organizations;
8. Permit the selection of the lowest qualified responsible bidder, without regard to union or non-union status at other construction sites;
9. Be made binding on all contractors and subcontractors on the public works project through the inclusion of appropriate bid specifications in all relevant bid documents; and
10. Require all contractors and subcontractors on public works projects to sign the applicable master collective bargaining agreements with the labor organizations having jurisdiction over the type of work performed.


**Section 4. Justification of Project Labor Agreement.**

Any decision not to use a project labor agreement in connection with a public works project by the District shall be supported by a written, publicly disclosed finding by the District setting forth the justification for the non-use of the project labor agreement.

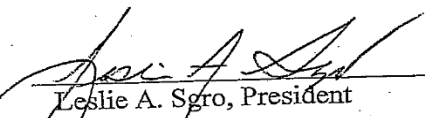
**Section 5. Effective Date.**

This Ordinance takes effect upon its passage by the Board of the Springfield Park District.

PASSED: September 18, 2007

  
\_\_\_\_\_  
Michael Stratton, Secretary

APPROVED: Septmeber 18, 2007

  
\_\_\_\_\_  
Leslie A. Sgro, President

**BIDDING & CONTRACT REQUIREMENTS**

**Project Labor Agreement**

**SPRINGFIELD PARK DISTRICT**

**Standard Project Labor Agreement**

**Attached is the PROJECT LABOR AGREEMENT that the Contractor and Subcontractors will be required to sign**

**Project Labor Agreement**

**SPRINGFIELD PARK DISTRICT  
STANDARD PROJECT LABOR AGREEMENT**

This Agreement is entered into this \_\_\_\_ day of \_\_\_\_\_, \_\_\_\_\_, by and between the Springfield Park District (“District or Employer”) and the \_\_\_\_\_ **Project Labor Agreement Committee (PLA Committee)** for and on behalf of its affiliated members, individually and collectively. This agreement shall apply to work performed by the Employer and its Contractors and Subcontractors on construction projects known as the Springfield Park District Project No: \_\_\_\_\_ and described as:

\_\_\_\_\_

\_\_\_\_\_

**ARTICLE I – INTENT AND PURPOSES**

1.1 It is mutually understood that the following terms and conditions relating to employment of workmen covered by this Agreement have been written in order to promote efficiency of construction operations and provide for peaceful settlement of labor disputes without strikes or lockouts, thereby promoting the public interest in assuring the timely and economical completion of the work. It is also the intent of the parties to set out standard working conditions for the efficient prosecution of said construction work, herein to establish and maintain harmonious relations between all parties of the Agreement, to secure optimum productivity and to eliminate strikes, lockouts, or delays in the prosecution of the work.

(a) Therefore, the following provisions will be binding upon \_\_\_\_\_ Contractors and all its Subcontractors (hereinafter jointly referred to as “Contractor”), who shall be required to sign the “Participation Agreement”, attached hereto as “Schedule A”, and the Unions during the term of this Agreement and any renewal thereafter. The Unions hereby consent to apply the terms and conditions of the Project Labor Agreement to said Subcontractors upon their signing the “Participation Agreement”. It is understood that each Subcontractor will be considered and accepted by the Unions as a separate employer for the purposes of collective bargaining. It is further agreed that the employees working under this Agreement shall constitute a bargaining unit separate and distinct from all others. This Agreement may be modified by mutual consent in writing by the parties signatory hereto.

1.2 The Contractor agrees to be bound by the terms of the Collective Bargaining Agreements and amendments thereto of the affiliates of the PLA Committee and the applicable employers

association, if any. Such agreements are incorporated herein by reference. In order to comply with the requirements of the various fringe benefits funds to which the Contractor is to contribute, the Contractor shall sign such participation agreements as are necessary. Upon written notice from any fringe benefit fund the District will withhold payment of delinquencies occurring on this project from the involved Prime Contractors.

1.3 It is mutually understood that where the provisions of the Agreement are at variance with any other agreement between the Contractor and the Union, the language of this Agreement shall prevail.

1.4 The Contractor and the Union agree that should the Collective Bargaining Agreement (CBA) of any PLA Committee affiliates signatory to this Agreement expire prior to the completion of the project, the expired contract's terms will be maintained until a new CBA is ratified. The wages, and fringe benefits included in any new CBA will be effective on the effective date of the newly negotiated CBA unless wage and fringe benefit retroactivity is agreed upon by the bargaining parties.

## **ARTICLE II – RECOGNITION**

2.1 The Contractor recognizes the PLA Committee and the signatory affiliates as the sole and exclusive bargaining representatives for its craft employees employed on the job site. PLA Committee affiliates signatory to the Agreement will have recognition on the project for their craft.

## **ARTICLE III – ADMINISTRATION OF AGREEMENT**

3.1 In order to assure that all parties have a clear understanding of the Agreement, to promote harmony and address potential problems, a pre-job conference will be held with the Contractor, PLA Committee Representatives and all signatory parties prior to the start of any work on the project.

3.2 Representatives of the Contractor and the Unions shall meet as required but not less than once a month to review the operation of this Agreement. The representatives at this meeting shall be empowered to resolve any dispute over the intent and application of this Agreement.

3.3 The Contractor shall make available in writing to the Unions and Council no less than one week prior to these meetings a job status report, planned activities for the next 30 day period, actual members of craft employees on the project and estimated numbers of employees by craft required for the next 30 day period. The purpose of this report is to allow time to address any potential jurisdictional problems and to ensure that no party signatory to the Agreement is hindering the continuous progress of the project through a lack of planning or shortage of manpower.

#### **ARTICLE IV – HOURS OF WORK, OVERTIME SHIFTS, & HOLIDAYS**

4.1 The standard work day shall be an established consecutive eight (8) hour period between the hours of 7:00 a.m. and 5:00 p.m. with one-half hour designated as unpaid period for lunch. The standard work week shall be five (5) consecutive days of work commencing on Monday. Starting time which is to be established at the pre-job conference will be applicable to all craft employees on the project. Should job conditions dictate a change in the established starting time and/or a staggered lunch period on certain work of the project or with individual crafts, the Contractor, Business Managers of the crafts involved and the PLA Committee shall mutually agree to such changes. If work schedule change cannot be mutually agreed to between these parties, the hours fixed in the Agreement shall prevail.

4.2 All time before and after the established work day of eight (8) hours, Monday through Friday and all time on Saturday shall be paid in accordance with each crafts current collective bargaining agreement. All time on Sundays and Holidays shall be paid for at the rate of double time.

(a) Fringe benefit payments for all overtime work shall be paid in accordance with each craft's current collective bargaining agreement.

4.3 Shift work, if used, shall be as provided in the collective bargaining agreement of each affected craft.

4.4 Recognized Holidays shall be as follows: New Year's Day, Memorial Day, Fourth of July, Labor Day, Veterans Day (to be celebrated the day after Thanksgiving), Thanksgiving Day and Christmas Day. No work will be performed on Labor Day under any consideration, except in an extreme emergency and then only after consent is given by the Business Manager.

#### **ARTICLE V – ABSENTEEISM**

5.1 The Contractor and the Union agree that the chronic and/or unexcused absenteeism is undesirable and must be controlled. Employees that develop a record of such absenteeism shall be identified by the Contractor to the appropriate referral facility and the Contractor shall support such action with the work record of the involved employee. Any employee terminated for such absenteeism shall not be eligible for rehire on the project for a period of no less than ninety (90) days.

#### **ARTICLE VI – MANAGEMENT RIGHTS**

6.1 The Contractor retains and shall exercise full and exclusive authority and responsibility for the management of its operations, except as expressly limited by the terms of this Agreement and the Unions collective bargaining agreement.



## **ARTICLE VII – GENERAL WORKING CONDITIONS**

7.1 Employment begins and ends at the project site, to be determined at the Pre-Job Conference.

7.2 Employees shall be at their place of work at the starting time and shall remain at their place of work until quitting time. The parties reaffirm their policy of a fair days work for a fair days pay.

7.3 The Contractor may utilize brassing, or other systems to check employees in and out. Should such procedures be required, the techniques and rules regarding such procedures shall be established by mutual consent of the parties at the pre-job conference.

7.4 There shall be no limit on production by workmen nor restrictions on the full use of tools or equipment. Craftsmen using tools shall perform any work of their trade and shall work under the direction of the craft foreman. There shall be no restrictions on efficient use of manpower other than as may be required by safety regulations.

7.5 Crew Foreman shall be utilized as per the existing collective bargaining agreements. The Contractor agrees to allow crew foremen ample time to direct and supervise the crew. The Union agrees there will be no restrictions placed on crew foreman's ability to handle tools and materials.

7.6 The Contractor may utilize the most efficient methods or techniques of construction, tools or other labor saving devices to accomplish the work. Practices not a part of the terms and conditions of this Agreement will not be recognized.

7.7 Should overtime work be required, the Contractor will have the right to assign specific employees and/or crews to perform such overtime work as is necessary to accomplish the work.

7.8 The Contractor may establish such reasonable project rules as the Contractor deems appropriate. These rules will be reviewed and established at the pre-job conference and posted at the project site by the Contractor.

7.9 It is recognized that specialized or unusual equipment may be installed on the project and in such cases, the Union recognizes the right of the Contractor to involve the equipment supplier or vendor's personnel in supervising the setting of the equipment, making modifications and final alignment which may be necessary prior to and during the start-up procedure, in order to protect factory warranties.

7.10 In order to promote a harmonious relationship between the equipment or vendor's personnel and the Building Trades craftsmen, a meeting shall be held between the Contractor and the Unions prior to any involvement on the project by these personnel. The Contractor will inform the Unions of the nature of involvement by these personnel and the numbers of personnel to be involved, allowing ample time for the Union representatives to inform their stewards prior to the start of any work.

## **ARTICLE VIII – SAFETY**

8.1 The employees covered by the terms of this Agreement shall at all times while in the employ of the Contractor be bound by the safety rules and regulations by the Contractor in accordance with the Construction Safety Act and OSHA.

(a) These rules and regulations will be published and posted at conspicuous places throughout the project.

8.2 In accordance with the requirements of OSHA, it shall be the exclusive responsibility of each Contractor on a job site to which this Agreement applies, to assure safe working conditions for its employees and compliance by them with any safety rules contained herein or established by the Contractor. Nothing in this Agreement will make the District, PLA Committee or any of its affiliates liable to any employees or to other persons in the event that injury or accident occurs.

## **ARTICLE IX – SUBCONTRACTING**

9.1 The Contractor agrees that neither he/she nor any of his subcontractors will subcontract any work to be done on the project except to a person, firm or corporation party signatory to this Agreement.

9.2 Any Contractor or Subcontractor working on the project covered by this Agreement shall as a condition to working on said project, become signatory to and perform all work under the terms of this Agreement. The furnishing of materials, supplies or equipment and the delivery thereof shall be considered subcontracting.

## **ARTICLE X – UNION REPRESENTATION**

10.1 Authorized representatives of the PLA Committee and its signatory affiliates shall have access to the project provided they do not interfere with the work of the employees and further provided that such representatives fully comply with the visitor and security rules established for the project.

10.2 Each PLA Committee affiliate which is a party to this Agreement, shall have the right to designate a working journeyman as a steward. Such designated steward shall be a qualified worker performing the work of that craft and shall not exercise any supervisory functions. Each steward shall be concerned with the employees of the steward's employer and not with the employees of any other employer.

10.3 The working steward will be paid at the applicable wage rate for the job classification in which he/she is employed.

10.4 The working steward shall not be discriminated against because of his/her activities in performing his/her duties as steward, and except as otherwise provided in local agreements, shall

be the last employee in his/her craft to be laid off in any reduction in force. Stewards will be subject to discharge to the same extent that other employees are only after notification to the Union Representative. The Contractor will permit stewards sufficient time to perform the duties inherent to a steward's responsibilities. Stewards will be offered available overtime work if qualified.

#### **ARTICLE XI – GRIEVANCE AND ARBITRATION PROCEDURES**

11.1 It is specifically agreed that in the event any disputes arises out of the interpretation or application of the Agreement, excluding jurisdictional disputes which are covered by an expedited procedure in Article XII below, the same shall be settled by means of the procedure set out herein upon mutual agreement of the parties. Otherwise, the procedure set forth in the local collective bargaining agreement shall be used, but in no case shall both procedures be utilized to resolve such disputes. No such grievance shall be recognized unless called to the attention of the Contractor by the Union or to the Union by the Contractor within five (5) working days after the alleged violation was committed or discovered by the grieving party.

11.2 Grievances shall be settled according to the following procedure:

(a) Step 1. The dispute shall be referred to the Steward of the craft union involved and a representative of the Contractor at the construction project.

(b) Step 2. In the event that the steward and the Contractor's representative at the construction site cannot reach agreement within two (2) working days after a meeting is arranged and held, the matter shall be referred to the Union Business Manager, a representative of the PLA Committee and the Project Superintendent and/or Project Manager of the District.

(c) Step 3. In the event the dispute is not resolved within five (5) working days after completion of Step 2, these two shall request a panel of arbitrators from the U.S. Mediation and Conciliation Service for selection of an impartial arbitrator who shall hear the grievance and make a decision within ten (10) working days which shall be final and binding on all parties. The parties shall each pay the expense of their own representative. The decision of the arbitrator shall be binding upon all parties. The expense of the impartial arbitrator shall be borne equally by the Contractor and the involved craft Union.

#### **ARTICLE XII – JURISDICTIONAL DISPUTES**

This Agreement is entered into to prevent strikes, lost time, lockouts, and to facilitate the peaceful adjustment of jurisdictional disputes in the building and construction industry and to prevent waste and unnecessary avoidable delays and expense, and for the further purpose of at all times securing for the employer sufficient skilled workers.

12.1 All decisions of the Illinois Jurisdictional Dispute Resolution Process are final and binding upon all parties.

12.2 Administrative functions under the Illinois Jurisdictional Dispute Resolution Process shall be performed through the offices of the President and/or Secretary-Treasurer of the Illinois State Federation of Labor, or their designated representative.

12.3 The primary concern of the Illinois Jurisdictional Dispute Resolution Process shall be adjustment of jurisdictional disputes in the construction industry by independent Arbitrators selected by the Illinois State Federation of Labor. A sufficient number of Arbitrators shall be selected from geographical areas of the state of Illinois and shall be randomly assigned to a particular dispute subject only to the Arbitrator's ability to conduct a hearing and render a decision in a timely manner as required under this Process. Decisions shall be only for the specific job under consideration and shall become effective immediately upon issuance and complied with by all parties.

12.4 In rendering a decision, the Arbitrator shall determine:

(a) First, whether a previous agreement of record or applicable agreement, including a disclaimer agreement, between National or International Unions to the dispute or agreements between local unions involved in the dispute, governs;

(b) Only if the Arbitrator finds that the dispute is not covered by an appropriate or applicable agreement of record or agreement between the crafts to the dispute in the local area, the Arbitrator shall then consider whether there is a previous decision of record governing the case, including decisions of construction industry arbitration panels within the geographical jurisdiction of the local area Building Trades Council located within the State of Illinois;

(c) If the Arbitrator finds that a previous decision of record governs the case, the Arbitrator shall apply the decision of record in rendering his/her decision except under the following circumstances: After notice to the other parties to the dispute prior to the hearing that intends to challenge the decision of record, if a trade challenging the decision of record is able to demonstrate that the recognized and established prevailing practice in the locality of the work has been contrary to the applicable decision of record, and that historically in that locality the work in dispute has not been performed by the other craft or crafts, the Arbitrator may rely on such prevailing practice rather than the decision of record. If the craft relying on the decision of record demonstrates that it has performed the work in dispute in the locality of the job, then the Arbitrator shall apply the decision of record in rendering his/her decision. If the Arbitrator finds that a craft has improperly obtained the prevailing practice in the locality through raiding, the undercutting of wages, or the use of vertical

agreements, the Arbitrator shall rely on the decision of record than the prevailing practice in the locality;

(d) If no decision of record is applicable, the Arbitrator shall then consider the established trade practice in the industry and prevailing practice in the locality, and any party to the dispute may rely on prior decisions of record, decisions of construction industry arbitration panels within the state of Illinois.

(e) Only if none of the above criteria is found to exist, the Arbitrator shall then consider that because efficiency, cost or continuity and good management are essential to the well-being of the industry, the interests of the consumer or the past practices of the employer shall not be ignored.

12.5 The Arbitrator shall set forth the basis for his/her decision and shall explain his/her findings regarding the applicability of the above criteria. If lower ranked criteria are relied upon, the Arbitrator shall explain why the higher-ranked criteria were not deemed applicable. The Arbitrator's decision shall only apply to the job in dispute. Agreements of Record are applicable only to those parties signatory to such agreements. Decisions of Record are those that were either attested to by the former Impartial Jurisdictional Disputes Board or adopted by the National Arbitration Panel.

12.6 There shall be no abandonment of work during any case participating in the Process of in violation of the arbitration decision. All parties to the Process release the Illinois State Federation of Labor ("Federation") from any liability arising from its action or inaction and covenant not to sue the Federation.

12.7 In the event of a dispute relating to trade or work jurisdiction, all parties, including the employers, contractors or subcontractors, agree that a final and binding resolution of the dispute shall be resolved as follows:

(a) Representatives of the affected trades and the employer shall meet on the job site within forty-eight (48) hours after receiving notice in an effort to resolve the dispute. (In the event there is a dispute between local unions affiliated with the same International Union, the decision of the General President, or his/her designee, as the internal jurisdictional authority of the International Union, shall constitute a final and binding decision and determination as to the jurisdiction of the work.)

(b) If no settlement is achieved subsequent to the proceeding Paragraph, the matter shall be referred to the local area Building & Construction Trades Council, which shall meet with the affected trades within forty-eight (48) hours subsequent to receiving written notice. In the event the parties do not wish to avail themselves of the local Building & Construction Trades Council, the parties may elect

to invoke the services of their respective International Representatives with no extension of the time limitations. An agreement reached at this Step shall be final and binding upon all parties.

(c) If no settlement agreement is reached during the proceedings contemplated by Paragraphs “a” or “b” above, the matter shall be immediately referred to the Illinois Jurisdictional Dispute Board pursuant to the provisions of the Jurisdictional Dispute Resolution process, which may be amended from time to time, for final and binding resolution of said dispute. Said referral submission shall be in writing and served upon the Illinois State Federation of Labor, or its designated representative, pursuant to Article II of this agreement. The Administrator shall, within seventy-two (72) hours provide for the selection of an available Arbitrator to hear said dispute within this time period. Upon good cause shown to the Administrator, an additional seventy-two (72) hour extension for said hearing shall be granted at the sole discretion of the Administrator. Only upon mutual agreement of all parties may the Administrator extend the hearing for a period in excess of the time frames contemplated under this Paragraph. All time period contained in this Article specifically exclude Saturdays, Sundays and Holidays.

12.8 The Arbitrator chosen shall be randomly selected based on geographical location of the jurisdictional dispute and upon his/her availability to conduct a Hearing within forty-eight (48) hours of said notice. The Arbitrator may issue a “bench” decision immediately following the Hearing or he/she may elect to only issue a written decision, said decision must be issued within forty-eight (48) hours subsequent to the completion of the Hearing. Copies of all notices, pleadings, supporting memoranda, decisions, etc. shall be provided to all disputing parties, the local Building & Construction Trades Council, and the Illinois State Federation of Labor.

Any written decision shall be in accordance with this Process and shall be final and binding upon all parties to the dispute and may be a “short form” decision. Fees and costs of the Arbitrator shall be divided evenly between the contesting parties except that any party wishing a full opinion and decision beyond the short form decision shall bear the reasonable fees and costs of such full opinion.

In the event a jurisdictional dispute is not referred to the Illinois Jurisdictional Dispute Resolution Process by either (or any) of the labor organizations claiming the work, the employer may, upon its own initiative, or at the request of the Illinois Capital Development Board, petition the Administrator to assign an Arbitrator to hear the case. The decision of the Arbitrator shall be final and binding upon the parties hereto, their members, and affiliates.

In cases of jurisdictional disputes or other disputes between a signatory labor organization and another labor organization, both of which is an affiliate or member of the same International Union, the matter or dispute shall be settled in the manner set forth by their International Constitution and/or as determined by the International Union's General President whose decision shall be final and binding upon all parties. In no event shall there be an abandonment of work.

12.9 All interested parties shall be entitled to make presentations to the Arbitrator. Any interested party present at the Hearing, whether making a presentation or not, by such presence shall be deemed to accept the jurisdiction of the Arbitrator and to agree to be bound by its decision. In addition to the representative of the local labor organization, a representative of the local labor organization's International Union may appear on behalf of the parties. Each party is responsible for arranging for its witnesses. In the event an Arbitrator's subpoena is required, the party requiring said subpoena shall prepare the subpoena for the Arbitrator to execute. Service of the subpoena upon any witness shall be the responsibility of the issuing party.

Upon approval of the Arbitrator, other parties not directly involved in the dispute may be invited to be present during the presentation and discussion. Attorneys shall not be permitted to attend or participate in any portion of a Hearing.

The parties are encouraged to determine, prior to Hearing, documentary evidence which may be presented to the Arbitrator on a joint basis.

12.10 The Order of Presentation in all Hearings before an Arbitrator shall be:

- I. Identification and Stipulation of the Parties
- II. Union(s) claiming the disputed work presents its case
- III. Unions assigned the disputed work presents its case
- IV. Employer assigning the disputed work presents its case
- V. Evidence from other interested parties (i.e., general contractor, project manager, owner, etc.)
- VI. Rebuttal by union(s) claiming the disputed work
- VII. Additional submissions permitted and requested by Arbitrator
- VIII. Closing arguments by the parties

12.11 To further the interests of the Illinois Jurisdictional Dispute Resolution Process, it is agreed that any party hereto or any employer may at any time file a Verified Complaint in writing with the Administrator alleging a violation of a decision or award previously made by the Arbitrator. The Administrator shall thereupon set a subsequent Hearing, before the same Arbitrator who presided

at the initial Hearing or the next available Arbitrator in the event the original Arbitrator cannot timely hear the Verified Complaint. Said Hearing shall be held within three (3) days of receipt of the Verified Complaint with respect to the alleged violation. The Administrator shall notify all interested parties of the time and place of the Hearing; provided, however, that the party filing the Verified Complaint must have served a copy of said document and all supporting documents to all interested parties and the Administrator.

All parties shall be given an opportunity to testify and present documentary evidence relating to the subject matter of the Hearing. Within forty-eight (48) hours after the conclusion of the Verified Complaint, the Arbitrator shall render a written decision in the matter and shall state whether or not there has been a violation of the Arbitrator's prior decision or award. Copies of the decision shall be served by regular mail, personal service or facsimile.

Should the Arbitrator determine that there has been a violation of its prior decision or award, it shall order immediate compliance by the offending party(s). The Arbitrator may take one more of the following courses of action in order to enforce compliance with its decision:

(a) Assess liquidated damages not to exceed \$\_\_\_\_\_ for each violation by the members of, or employees represented by, the parties hereto, and may assess liquidated damages not to exceed \$\_\_\_\_\_ for each violation by either party hereto or any of its offices or representatives. If a fine is rendered by the Arbitrator, it should be commensurate with the seriousness of the violation having a relationship to lost hours for the labor organizations and lost efficiency for the employer. Each of the parties hereto hereby agrees for itself and its members to pay to the other party said liquidated damages within thirty (30) days from any sum, or sums, so assessed because of violations of a decision or award by itself, its officers or representatives, or its member(s). Should either party bound to this Process, or any of its members fail to pay the amount so assessed within the thirty (30) day time period herein provided, the party or member so failing to pay shall be deprived of all the benefits of this Process until such time as the matter is adjusted to the satisfaction of the Administrator; provided, however, the foregoing shall not prohibit the offending party from defending jurisdictional dispute claim in a subsequent, non-related matter.

(b) In the event the Arbitrator determines that there is a violation of this Section, the Arbitrator may order an immediate cessation of all work by the non-compliant employers and employees performing work on the project. Enforcement of any decision of an Arbitrator or finding of non-compliance, including remedies contemplated under this Section, shall be pursuant to the terms and conditions of Section 12.12.



The filing of a Verified Complaint is not a necessary requirement in order for a party to seek judicial enforcement of the Arbitrator's prior decision or award.

12.12 The Illinois Jurisdictional Dispute Resolution Process, as an arbitration panel, not its Administrator, shall have any authority to undertake any action to enforce its decision(s). Rather, it shall be the responsibility of the prevailing party to seek appropriate enforcement of a decision, including findings, orders or awards of the Arbitrator or Administrator determining non-compliance with a prior award or decision. The prevailing party in any enforcement proceedings shall be entitled to recover its costs and attorneys fees from the non-prevailing party. In the event the Illinois Jurisdictional Dispute Resolution Process or its Administrator is made a party to, or is otherwise required to participate in any such enforcement proceedings for whatsoever reason, the non-prevailing party shall bear all costs, attorneys' fees, and any other expenses incurred by the Process or the Administrator in those proceedings.

12.13 In the event there is a question as to the jurisdiction of the Illinois Jurisdictional Dispute Resolution Process, the primary responsibility for any determination of the arbitrability of a dispute and the jurisdiction of the Arbitrator shall be borne by the party requesting the Arbitrator to hear the underlying jurisdictional dispute. The affected party or parties may proceed before the Arbitrator even in the absence or one or more stipulated parties with the issue of jurisdiction as an additional item to be decided by the Arbitrator. The Administrator may participate in proceedings seeking a declaration or determination that the underlying dispute is subject to the jurisdiction and process of the Illinois Jurisdictional Dispute Resolution Process. In any such proceedings, the non-prevailing party and/or the party challenging the jurisdiction of the Illinois Jurisdictional Dispute Resolution Process shall bear all the costs, expenses and attorneys fees incurred by the Illinois Jurisdictional Dispute Resolution Process and/or its Administrator in establishing its jurisdiction.

12.14 All parties bound to the provisions of this Process hereby release the Illinois State Federation of Labor and the Illinois Capital Development Board, their respective officers, agents, employees or designated representatives, specifically including any Arbitrator participating in said Process, from any and all liability or claim, of whatsoever nature, and specifically incorporating the protections provided in the Illinois Arbitration Act, as amended from time to time.

### **ARTICLE XIII – WORK STOPPAGES AND LOCKOUTS**

13.1 During the term of this Agreement there shall be no strikes, picketing, work stoppages, slow downs or other disruptive activity for any reason by the PLA Committee, its affiliates or by any

employee and there shall be no lockout by the Contractor. Failure of any Union or employee to cross any picket line established at the project site is a violation of this Article.

13.2 The PLA Committee and its affiliates shall not sanction, aid or abet, encourage or continue any work stoppage, picketing or other disruptive activity and will not make any attempt of any kind to dissuade others from making deliveries to or performing services for or otherwise doing business with the Contractor at the project site. Should any of these prohibited activities occur the Union will take necessary action to end such prohibited activities.

13.3 No employee shall engage in any activities which violate this Article. Any employee who participates in or encourages any activities which interfere with the normal operation of the project shall be subject to disciplinary action, including discharge, and if justifiably discharged for the above reasons, shall not be eligible for rehire on the same project for a period of not less than ninety (90) days.

13.4 Neither the PLA Committee or its affiliates, shall be liable for acts of employees for which it has not responsibility. The principal officer or officers of the PLA Committee will immediately instruct, order and use the best efforts of his/her office to cause the affiliated union or unions to cease any violations of this Article. The PLA Committee in its compliance with this obligation shall not be liable for unauthorized acts of its affiliates. The principal officer or officers of any involved affiliate will immediately instruct, order or use the best effort of his/her office to cause the employees the union represents to cease any violations of this Article. A union complying with this obligation shall not be liable for unauthorized acts of employees it represents. The failure of the Contractor to exercise its right in any instance shall not be deemed a waiver of its right in any other instance.

13.5 In lieu of any action at law or equity, any party shall institute the following procedure when a breach of this Article is alleged, after all involved parties have been notified of the fact.

(a) The party invoking this procedure shall notify an individual to be mutually agreed upon, whom the parties agree shall be the permanent Arbitrator under this procedure. In the event the permanent Arbitrator is unavailable at any time, he/she shall appoint his/her alternate. Notice to the Arbitrator shall be by the most expeditious means available, with notice by telegram or any effective written means to the party alleged to be in violation and all involved parties.

(b) Upon receipt of said notice the Arbitrator named above shall set and hold a hearing within twenty-four (24) hours it is contended the violation still exists but not before twenty-four (24) hours after the telegraph notice to all parties involved as required above.

(c) The Arbitrator shall notify the parties by telegram or any other effective written means, of the place and time he/she has chosen for this hearing. Said hearing shall be completed in one session. A failure of any party or parties to attend said hearing shall not delay the hearing of evidence or issuance of an Award by the Arbitrator.

(d) The sole issue at the hearing shall be whether or not a violation of this Article has in fact occurred. The Award shall be issued in writing within three (3) hours after the close of the hearing, and may be issued without an Opinion. If any party desires an Opinion, one shall be issued within fifteen (15) days, but its issuance shall not delay compliance with, or enforcement of, the Award. The Arbitrator may order cessation of the violation of this Article, and such Award shall be served on all parties by hand or registered mail upon issuance.

(e) Such Award may be enforced by any court of competent jurisdiction upon the filing of the Agreement and all other relevant documents referred to herein above in the following manner. Telegraphic notice of the filing of such enforcement proceedings shall be given to the other party. In the proceeding to obtain a temporary order enforcing the Arbitrator's Award as issued under Section 13.5 of this Article, all parties waive the right to a hearing and agree that such proceedings may be ex parte. Such agreement does not waive any party's right to participate in a hearing for a final order of enforcement. The Court's order or orders enforcing the Arbitrator's Award shall be served on all parties by hand or by delivery to their last known address or by registered mail.

(f) Any rights created by statute or law governing arbitration proceedings inconsistent with the above procedure or which interfere with compliance therewith are hereby waived by parties to whom they accrue.

(g) The fees and expenses of the Arbitrator shall be borne by the party or parties found in violation, or in the event no violation is found, such fees and expenses shall be borne by the moving party.

#### **ARTICLE XIV – GENERAL SAVINGS CLAUSE**

14.1 If any Article or provision of this Agreement shall be declared invalid, inoperative or unenforceable by operation of law or by any of the above mentioned tribunals of competent jurisdiction, the remainder of this Agreement or the application of this Article or provision to persons or circumstances other than those as to which it has been held invalid, inoperative or unenforceable shall not be affected thereby.

**ARTICLE XV – TERM OF AGREEMENT**

15.1 This Agreement shall be in full force as of and from the date of the Notice of Award to the Substantial Completion of all applicable contractors.

Executed this \_\_\_\_\_(day) of \_\_\_\_\_ (month), 20\_\_\_\_ (yr), in the City of Springfield, Illinois.

The Springfield Park District

By: \_\_\_\_\_

Director of Parks and Planning

By the following signature the General Contractor, \_\_\_\_\_,

agrees to be bound to the attached Project Labor Agreement negotiated between the Springfield Park District and the PLA Committee.

By: \_\_\_\_\_

Its: \_\_\_\_\_

**Project Labor Agreement Committee**

Union: \_\_\_\_\_

By: \_\_\_\_\_

Title: \_\_\_\_\_

Date: \_\_\_\_\_

Union: \_\_\_\_\_

By: \_\_\_\_\_

Title: \_\_\_\_\_

Date: \_\_\_\_\_

Union: \_\_\_\_\_

By: \_\_\_\_\_

Title: \_\_\_\_\_

Date: \_\_\_\_\_

Union: \_\_\_\_\_

By: \_\_\_\_\_

Title: \_\_\_\_\_

Date: \_\_\_\_\_

Union: \_\_\_\_\_

By: \_\_\_\_\_

Title: \_\_\_\_\_

Date: \_\_\_\_\_

Union: \_\_\_\_\_

By: \_\_\_\_\_

Title: \_\_\_\_\_

Date: \_\_\_\_\_

Union: \_\_\_\_\_

By: \_\_\_\_\_

Title: \_\_\_\_\_

Date: \_\_\_\_\_

Union: \_\_\_\_\_

By: \_\_\_\_\_

Title: \_\_\_\_\_

Date: \_\_\_\_\_

Union: \_\_\_\_\_

By: \_\_\_\_\_

Title: \_\_\_\_\_

Date: \_\_\_\_\_

Union: \_\_\_\_\_

By: \_\_\_\_\_

Title: \_\_\_\_\_

Date: \_\_\_\_\_

**SCHEDULE A  
PARTICIPATION AGREEMENT**

The undersigned, a Subcontractor to \_\_\_\_\_,

(General Contractor)

agrees to be bound to the attached Project Labor Agreement negotiated between the Springfield Park District and the Project Labor Agreement Committee.

\_\_\_\_\_

(Subcontractor)

By: \_\_\_\_\_

Date: \_\_\_\_\_

\_\_\_\_\_

(Subcontractor)

By: \_\_\_\_\_

Date: \_\_\_\_\_

\_\_\_\_\_

(Subcontractor)

By: \_\_\_\_\_

Date: \_\_\_\_\_

\_\_\_\_\_

(Subcontractor)

By: \_\_\_\_\_

Date: \_\_\_\_\_

\_\_\_\_\_

(Subcontractor)

By: \_\_\_\_\_

Date: \_\_\_\_\_

\_\_\_\_\_

(Subcontractor)

By: \_\_\_\_\_

Date: \_\_\_\_\_

## **Springfield Park District**

### **ORDINANCE #1161-08**

#### **SUBSTANCE ABUSE PREVENTION IN PUBLIC WORKS PROJECTS**

In order to comply with the terms of the Substance Abuse Prevention in Public Works Projects Act, Public Act 095-0635, the following ordinance is hereby adopted, effective immediately. To the extent that this ordinance is inconsistent with any other drug and alcohol ordinance of this employer dealing with contractors who contract with the Park District, this policy shall prevail, in so far as any work done or to be done on any public works project. To the extent that this policy is inconsistent with a collective bargaining agreement that this employer has with any labor organization that addresses the same subject matter, such labor agreement shall prevail in accordance with the Act.

##### Section 1. Definitions. As used in this Policy:

"Accident" means an incident caused, contributed to, or otherwise involving an employee that resulted in death, personal injury, or property damage and that occurred while the employee was performing work on a public works project.

"Alcohol" means any substance containing any form of alcohol including, but not limited to, ethanol, methanol, propanol, and isopropanol.

"Alcohol concentration" means: (1) the number of grams of alcohol per 210 liters of breath; or (2) the number of grams of alcohol per 100 milliliters of blood.

"Drug" means a controlled substance as defined in the Illinois Controlled Substances Act or cannabis as defined in the Cannabis Control Act for which testing is required by an employer under its substance abuse prevention program under this policy. The term "drug" includes prescribed medications not used in accordance with a valid prescription.

"Employee" means a laborer, mechanic, or other worker employed in any public works by anyone under a contract for public works.

"Employer" means a contractor or subcontractor performing a public works project.

"Public works" and "public body" have the meanings ascribed to those terms in the Prevailing Wage Act.

Section 2. Substance abuse prohibited. No employee may use, possess, distribute, deliver, or be under the influence of a drug, or use or be under the influence of alcohol, while performing work on a public works project for the Park District. An employee is considered to be under the influence of alcohol for purposes of this policy if the alcohol concentration in his or her blood or breath at the time alleged as shown by analysis of the employee's blood or breath is at or above 0.02.

Section 3. Substance abuse prevention programs required.

(1) Before an employer commences work on a public works project for the Park District, the employer shall have in place a written program which meets or exceeds the program requirements in this Act, to be filed with the District and made available to the general public, for the prevention of substance abuse among its employees. The testing must be performed by a laboratory that is certified for Federal Workplace Drug Testing Programs by the Substance Abuse and Mental Health Service Administration of the U.S. Department of Health and Human Services. At a minimum, the program shall include all of the following:

(A) A minimum requirement of a 9 panel urine drug test plus a test for alcohol. Testing an employee's blood may only be used for post-accident testing, however, blood testing is not mandatory for the employer where a urine test is sufficient.

(B) A prohibition against the actions or conditions specified in Section 2.

(C) A requirement that employees performing the work on a public works project submit to pre-hire, random, reasonable suspicion, and post-accident drug and alcohol testing. Testing of an employee before commencing work on a public works project is not required if the employee has been participating in a random testing program during the 90 days preceding the date on which the employee commenced work on the public works project.

(D) A procedure for notifying an employee who violates Section 2, who tests positive for the presence of a drug in his or her system, or who refuses to submit to drug or alcohol testing as required under the program that the employee may not perform work on a public works project until the employee meets the conditions specified in subdivisions (2)(A) and (2)(B) of Section 3.

(2) Reasonable suspicion testing. An employee whose supervisor has reasonable suspicion to believe the employee is under the influence of alcohol or a drug is subject to discipline up to and including suspension, and be required to undergo an alcohol or drug test. "Reasonable suspicion" means a belief, based on behavioral observations or other evidence, sufficient to lead a prudent or reasonable person to suspect an employee is under the influence and exhibits slurred speech, erratic behavior, decreased motor skills, or other such traits. Circumstances, both physical and psychological, shall be given consideration. Whenever possible before an employee is required to submit to testing based on reasonable suspicion, the employee shall be observed by more than one supervisory or managerial employee. It is encouraged that observation of an employee should be performed by a supervisory or managerial employee who has successfully completed a certified training program to recognize drug and alcohol abuse. The employer who is requiring an employee to be tested based upon reasonable suspicion shall provide transportation for the employee to the testing facility and may send a representative to accompany the employee to the testing facility. Under no circumstances may an employee thought to be under the influence of alcohol or a drug be allowed to operate a vehicle or other equipment for any purpose. The employee shall be removed from the job site and placed on inactive status pending the employer's receipt of notice of the test results. The employee shall have the right to request a representative or designee to be present at the time he or she is directed to provide a specimen for testing based upon reasonable suspicion. If the test result is positive for drugs or alcohol, the employee shall be subject to termination. The employer shall pay all costs related to this testing. If the test result is negative, the employee shall be placed on active status and shall be put back to work by



the employer. The employee shall be paid for all lost time to include all time needed to complete the drug or alcohol test and any and all overtime according to the employee's contract.

(3) An employer is responsible for the cost of developing, implementing, and enforcing its substance abuse prevention program, including the cost of drug and alcohol testing of its employees under the program, except when these costs are covered under provisions in a collective bargaining agreement. The testing must be performed by a laboratory that is certified for Federal Workplace Drug Testing Programs by the Substance Abuse and Mental Health Service Administration of the U.S. Department of Health and Human Services. The contracting agency is not responsible for that cost, for the cost of any medical review of a test result, or for any rehabilitation provided to an employee.

#### Section 4. Employee access to project.

(1) An employer may not permit an employee who violates Section 2, who tests positive for the presence of a drug in his or her system, or who refuses to submit to drug or alcohol testing as required under the employer's substance abuse prevention program under Section 3 to perform work on a public works project for the District until the employee meets the conditions specified in subdivisions (2)(A) and (2)(B). An employer shall immediately remove an employee from work on a public works project if any of the following occurs:

(A) The employee violates Section 2, tests positive for the presence of a drug in his or her system, or refuses to submit to drug or alcohol testing as required under the employer's substance abuse prevention program.

(B) An officer or employee of the Park District, preferably one trained to recognize drug and alcohol abuse, has a reasonable suspicion that the employee is in violation of Section 2 and requests the employer to immediately remove the employee from work on the public works project for reasonable suspicion testing.

(2) An employee who is barred or removed from work on a public works project under subsection (1) may commence or return to work on the public works project upon his or her employer providing to the contracting agency documentation showing all of the following:

(A) That the employee has tested negative for the presence of drugs in his or her system and is not under the influence of alcohol as described in Section 2.

(B) That the employee has been approved to commence or return to work on the public works project in accordance with the employer's substance abuse prevention program.

(C) Testing for the presence of drugs or alcohol in an employee's system and the handling of test specimens was conducted in accordance with guidelines for laboratory testing procedures and chain-of-custody procedures established by the Substance Abuse and Mental Health Service Administration of the U.S. Department of Health and Human Services.

(3) Upon successfully completing a rehabilitation program, an employee shall be reinstated to his or her former employment status if work for which he or she is qualified exists.


Section 5. Applicability. This Act applies to a contract to perform work on a public works project for which bids are opened on or after January 1, 2008, or, if bids are not solicited for the contract, to a contract to perform such

work entered into on or after January 1, 2008. The provisions of this Act apply only to the extent there is no collective bargaining agreement in effect dealing with the subject matter of this Act.

Section 6. The Park District reserves the right to reject any bid for any public works project of the District submitted by any contractor that does not have the policies and programs required by the Act and this ordinance, or a collective bargaining agreement covering the same subject matter, in effect at the time of the submission of its bid for the public works project, or at the time work on the project is to be commenced. If, at the time a public works project of the District is to be commenced, the contractor does not have the policies and programs in place as required by the Act and this ordinance, the Park District may elect to terminate the contract with such contractor.


Section 7. Effective date. This Act takes effect from and after its passage according to law.

Passed: February 20, 2008



Michael Stratton, Secretary

Approved: February 20, 2008



Leslie A. Sgro, President

## **INSTRUCTIONS TO BIDDERS**

### **EXAMINATION OF SITE**

Bidder shall examine the site and all conditions thereon. Proposal shall consider all conditions that may affect contract work. No additional expenses will be allowed for failure to be so informed.

### **DISCREPANCIES**

Should bidder find during examination of specifications or drawings or after visit to site, discrepancies, omissions, ambiguities, or conflicts about Contract documents. Or being in doubt as to their meaning, he/she should notify the Consultant or the Springfield Park District not later than three (3) days prior to the due date of the bid. If required, an addendum will be issued to all prospective bidders a minimum of one (1) day before bid opening.

### **WITHDRAWAL OF BIDS**

Bids may be withdrawn at any time prior to scheduled time for opening of the bids. NO BIDDER may withdraw his/her bid for a period of thirty (30) days after the bid date.

### **BID REQUIREMENTS**

A detailed Bid Proposal has been provided. Bids will be received for the total cost of the contract. The total cost of the contract shall be obtained by taking the product of the quantity for a bid item multiplied by the unit price per item and then adding the resultant products. The Contractor shall furnish all equipment, tools, labor, materials, and incidentals and shall include the cost of these items in the unit price for the work. The quantities appearing in the bid proposal are estimates prepared for the establishment of pay item prices and the comparison of bids. Payment to the Contractor will be made on a unit basis in accordance with this bid proposal for the actual measured quantities performed and accepted or material furnished and accepted or material furnished and accepted according to the contract, and the scheduled quantities may be increased, decreased, or omitted as herein provided.

Contractor must qualify as to his/her competency in the trade he/she is bidding prior to receiving a set of contract documents. He/She must be willing to cooperate with the Owner if asked for additional information to determine his/her qualifications.

Contractor, after award of work, shall provide a performance bond in the amount of one hundred percent (100%) of the amount of his/her bid awarded.

### **TIME OF COMPLETION**

All work shall be completed 38 weeks from the start date of an executed Notice to Proceed. Failure to complete this work by these dates will result in liquidated damages as provided within this document.

**REJECTION OF BIDS**

The owner, Springfield Park District, reserves the right to reject any or all bids and to waive any technicalities in the bids.

No bid may be withdrawn for a period of thirty (30) days after the opening of bids without the consent of the District. The failure to submit a cashier's check, certified check or bid bond in the full amount to cover the proposals being bid upon shall be enough cause for rejection of the bid.

**BID FORM**

Proposal must be made on the bid form provided and delivered to the address stated in the advertisement for bids before 2:00 p.m. CT on 07-Jan-24 at which time bids will be opened publicly.

Oral, telephone or telegraphic proposals will not be considered.

**PRE-BID MEETINGS**

Non-mandatory pre-bid meetings will be held on 06-Dec-24. The pre-bid meetings will be held at the Nelson Center Ice Rink located at 1601 N 5th St., Springfield, IL 62702 by appointment only. Contact [bid@ibstorey.com](mailto:bid@ibstorey.com) to arrange an appointment.

Springfield Park District  
Summary of Quantities

Description	Amount
Rink Floor System – Mechanical	
Rink Floor System – General	
<b>Construction Total</b>	

Submitted By: \_\_\_\_\_  
Contractor

\_\_\_\_\_  
Authorized Signature

**BID FORM**

BID TO: SPRINGFIELD PARK DISTRICT  
BID FROM: \_\_\_\_\_  
(BIDDER'S NAME)  
\_\_\_\_\_  
(BIDDER'S ADDRESS)

A. THE UNDERSIGNED

1. Acknowledges receipt of:

A. Project Manual for: TP-7 RINK FLOOR CONSTRUCTION  
SPRINGFIELD PARK DISTRICT  
SPRINGFIELD, IL

b. Drawings: Included in the Project Manual

c. Addenda: No. \_\_\_\_\_ Dated \_\_\_\_\_  
No. \_\_\_\_\_ Dated \_\_\_\_\_  
No. \_\_\_\_\_ Dated \_\_\_\_\_  
No. \_\_\_\_\_ Dated \_\_\_\_\_

2. Has examined the sites and all Bidding Documents. He/She shall be responsible for performing all work specifically required of him/her by all parts of the Bidding Documents, including all Drawings and Specifications for the entire projects even though such work may be included as related requirements specified in other divisions or sections.

3. Agrees to:

a. Hold this Bid open until 30 calendar days after Bid Opening Date.

b. Accept the provision regarding disposition of bid security.

c. Enter into and execute a Contract with The Springfield Park District, when awarded on the basis of this Bid, and in connection therewith to:

- i. Furnish all bonds and insurance in accord with the Bidding Documents
- ii. Accomplish the work in accord with the Contract
- iii. Complete the work by the specified completion date

**B. CONTRACT TIME SPECIAL NOTE – DEADLINE FOR COMPLETION**

Contractor shall commence work upon receipt of an executed “Start After” date and shall complete all work 38 weeks from the start date of an executed Notice to Proceed.

**C. THE UNDERSIGNED PROPOSES and AGREES AS FOLLOWS:**

ITEM Proposed **BASE BID** contract amount:

The undersigned PROPOSES to furnish all labor, materials, and equipment required in connection with the construction of the above referenced project, in accordance with the Project Manual, Specifications, Drawings and any Addenda as hereinafter listed, for the TOTAL COST OF THE CONTRACT OF \$ \_\_\_\_\_. Total Cost of the Contract shall be the sum of the resultant products obtained by multiplying the quantity of a bid item by the respective unit bid price provided on the Summary of Quantities. Payment will be based on actual quantities performed at the unit price on the Bid Proposal.

**1. Completion:**

The undersigned AGREES to complete all required work of the contract as stated in Time of Completion.

**2. Bidding Documents:**

This proposal is in all respects based upon the following documents, all as issued for bidding purposes by The Springfield Park District,

**a. Specifications:**

Project Manual

Specifications included in the Project Manual and outlined by the document:  
“24-009 TP-7 Rink Floor Construction Specification v1.0”

**b. Drawings Included in the Project Manual and outlined as:**  
“24-009 PKG07 – TP7 New Floor Construction v1.0”

If bidder is:

AN INDIVIDUAL

BY \_\_\_\_\_ (Seal)  
(Individual's Name)

Doing Business as \_\_\_\_\_ (Seal)  
Business Address \_\_\_\_\_  
Phone Number \_\_\_\_\_

A PARTNERSHIP

BY \_\_\_\_\_ (Seal)  
(Firm Name)

\_\_\_\_\_  
(General Partner)

Business Address \_\_\_\_\_  
Phone Number \_\_\_\_\_

A CORPORATION

BY \_\_\_\_\_ (Seal)  
(Corporation Name)

\_\_\_\_\_  
(State of Incorporation)

BY \_\_\_\_\_  
(Name and Title of Person Authorized to Sign)

(Corporate Seal)

Attest \_\_\_\_\_

A JOINT VENTURE

BY \_\_\_\_\_  
(Name)

Business Address \_\_\_\_\_

BY \_\_\_\_\_  
(Name of Person Authorized to sign)



TP-7 RINK FLOOR CONSTRUCTION  
SPRINGFIELD PARK DISTRICT  
2500 South 11<sup>th</sup> Street, Springfield IL 62703

**OTHER CONDITIONS, PROVISIONS OF REQUESTED INFORMATION**

**CONTRACTOR QUALIFICATIONS  
PREVIOUS SIMILAR PROJECTS**

Please provide a list of some projects successfully completed by your firm in the last five years. Include in this information the Owner's name, address, phone number and contact person.

Project Name	Contact	Phone #	Completion Date
_____	_____	_____	_____
_____	_____	_____	_____
_____	_____	_____	_____

**PREVAILING WAGE SCHEDULE**

Pursuant to P.A. 100-1177: Attached is the current Schedule of Prevailing Wage Rates.

<https://labor.illinois.gov/laws-rules/conmed/current-prevailing-rates.html>

“PUBLIC CONTRACT CERTIFICATION: The undersigned Contractor does hereby certify that the Contractor is not barred from contracting with any unit of state or local government as a result of violation of either Section 5/33 E-3 (Bid-rigging) or Section 5/33 E-4 (Bid-rotating) of the Illinois Criminal Code of 1961, as amended (720 ILCS 5/33 E-3 and 720 ILCS 5/33 E-4). This certification is made pursuant to section 5/33 E-11 of the Illinois Criminal Code of 1961, as amended (720 ILCS 5/33 E-11).

Date \_\_\_\_\_ Signed \_\_\_\_\_

Firm/Title \_\_\_\_\_

**BID BOND**

**KNOW ALL MEN BY THESE PRESENTS**, that we the undersigned, \_\_\_\_\_  
as  
PRINCIPAL, AND \_\_\_\_\_, as SURETY are held and firmly bound unto  
the Springfield Park District, hereinafter called the Grantee/Local Public Agency in the  
penal sum of \_\_\_\_\_ Dollars, (\$\_\_\_\_\_), lawful money in the United States, for the  
payment of which sum well and truly to be made, we bind ourselves, our heirs, executors,  
administrators, successors, and assigns, jointly and severally, firmly by these presents.

**THE CONDITION OF THIS OBLIGATION IS SUCH**, that Whereas the Principal has  
submitted the Accompanying Bid, dated \_\_\_\_\_, \_\_\_\_\_ yr, for TP-7  
Rink Floor Construction .

**NOW, THEREFORE**, if the Principal shall not withdraw said Bid within the period specified  
therein after opening the same, or, if no period be specified, within thirty (30) days after the  
said opening, and shall within the period specified therefore, or if no period specified,  
within ten (10) days after the prescribed forms are presented to him for signature, enter  
into a written Contract with the Grantee/Local Public Agency in accordance with the Bid as  
accepted, and give bond with good and sufficient surety or sureties, as may be required,  
for the faithful performance and proper fulfillment of such contract; or in the event of the  
withdrawal of said Bid within the period specified, or the failure to enter into such Contract  
and give such bond within the time specified, if the Principal shall pay the Grantee/Local  
Public Agency the difference between the amount specified in said Bid and the amount for  
which the Grantee/Local Public Agency may procure the required work or supplies or both,  
if the latter be in excess of the former, then the above obligation shall be void and of no  
effect, otherwise to remain in full force and virtue.

**IN WITNESS WHEREOF**, the above-bounded parties have executed this instrument under  
their several seals this \_\_\_\_\_ day of \_\_\_\_\_, \_\_\_\_\_yr, the name and corporate  
seal of each corporate party being hereto affixed and these present signed by its  
undersigned representative, pursuant to authority of its governing body.

1. Forms of Bid Bonds prepared to meet the requirements of local or State laws or the  
needs of the Grantee/Local Public Agency should be substituted for this form where  
necessary.

_____	_____ (SEAL)
_____	_____
_____	_____ (SEAL)
_____	_____

Attest:

\_\_\_\_\_

By: \_\_\_\_\_

\_\_\_\_\_

Attest:

\_\_\_\_\_

By: \_\_\_\_\_

\_\_\_\_\_

By: \_\_\_\_\_

**Countersigned by** \_\_\_\_\_

2. Attorney-in-Fact, State of \_\_\_\_\_

**CERTIFICATE AS TO CORPORATE PRINCIPAL**

I, \_\_\_\_\_, certify that I am the \_\_\_\_\_,  
\_\_\_\_\_, Secretary of the Corporation named as the Principal in the  
within bond; that \_\_\_\_\_, who signed the bond on behalf of the Principal was  
then \_\_\_\_\_, of said corporation; that I know his signature, and  
his signature thereto is genuine; and that said bond was duly signed, sealed, and attested  
to for and in behalf of said corporation by authority of this governing body.

\_\_\_\_\_

Title \_\_\_\_\_

Power-of-attorney for person signing for surety company must be attached to bond.

## **SPECIAL PROVISIONS**

### **PRE-CONSTRUCTION MEETING**

The Contractor shall schedule a meeting with the Springfield Park District prior to beginning any work. The purpose of this meeting is to discuss the project schedule and any other items which may be necessary. The Springfield Park District should be notified at least 24 hours prior to any construction operations taking place.

### **CONTRACTOR'S RESPONSIBILITY FOR SAFETY**

The Contractor shall do all work necessary for safety and be solely and completely responsible for conditions on the jobsite, including safety of all persons and property during the contract period. This requirement shall apply continuously and not be limited to normal working hours.

### **PROTECTION OF PUBLIC PROPERTY**

The Contractor shall employ such means and methods as necessary to adequately protect public property of the Owner against damage. In the event of damage to such property, the Contractor shall, at his own expense, immediately restore the property to a condition equal to its original condition and to the satisfaction of the Consultant and the owner of said property.

### **RESTORATION OF EXISTING FACILITIES AND CLEANUP**

Any item, such as sidewalks, mailboxes, gate posts and gates, signs, fences, shrubbery, etc., not shown to be removed on the Plans, which is damaged by the Contractor, shall be replaced at his/her own expense.

The cost of cleanup operations shall be included in the Contractor's bid. Cleanup shall consist of removing all debris from the job site, to include removal of all excess concrete, pipe pieces, lumber scraps, paper cups, etc., left by the Contractor. Initial cleanup shall be performed before moving forces to the next portion of the job, and a final cleanup will be done after all operations have been completed.

### **BID GUARANTEE**

A cashier's check or Bid bond, payable to Springfield Park District (Owner) in an amount equal to ten percent (10%) of the Contractor's total bid price as a proposal guarantee, shall accompany each bid.

### **PERFORMANCE BOND & PAYMENT BOND**

A performance and payment bond for one hundred percent (100%) of the awarded contract price shall be presented to the Springfield Park District prior to construction.

## **PREQUALIFICATION OF BIDDER**

Prior to receiving a proposal for bidding, the interested bidder shall submit to the Owner a list of similar projects for which he/she had total responsibility for the construction thereof. Owner shall consider, but not be limited to, the following items: Integrity, professional abilities, workmanship, the present condition of previously constructed facilities, usage and care of facility and such other investigations as it may deem necessary to satisfy itself of the bidder's ability to perform under contract. The prequalification of the bidder shall not prejudice the Owner's right to accept or reject any of all bids.

## **INSURANCE**

Procurement of the insurance by the Contractor shall be considered solely for the Contractor's obligation or liabilities under the Contract Documents. The Contractor shall remain fully liable and responsible for all such obligations, whether or not the insurance provided by him/her is approved by the Owner and whether or not such insurance is sufficient in amount, quality, or coverage, to protect him/her against liability, and shall pay and make good all such obligations to the full extent such insurance does not cover them.

If the Contractor fails to obtain and continue to maintain any insurance required by the Contract Documents, the Owner may obtain such as the cost of the Contractor, which cost shall be deducted from any sums due to Contractor under the Contract Documents.

The required minimum coverage, unless higher limits are required by law, are as follows:

1. Employer's Liability – Illinois Statutory Limit \$500,000 min.
2. Public Liability and Property Damage (insuring Owner and Contractor)
  - a. Comprehensive General Liability
    - 1.) \$1,000,000 Bodily Injury per person
    - 2.) \$1,000,000 Bodily Injury per occurrence
    - 3.) \$1,000,000 Property Damage each occurrence  
(Completed Operations Board Form)
    - 4.) \$2,000,000 Property Damage Aggregate
  - b. Comprehensive Automobile Liability (Owner, Non-owned and Hired)
    - 1.) \$1,000,000 Bodily Injury per person
    - 2.) \$1,000,000 Bodily Injury per occurrence
    - 3.) \$1,000,000 Property Damage per occurrence
3. All Insurance policies shall cover direct operations, sublet work and contractual liability on the part of the Contractor and shall have "XCU" Coverage (i.e., the removal of exclusions for explosions, collapse and underground property damage).

Contractor shall require subcontractors not protected under his insurance to take out and maintain workmen's compensation insurance and insurance of the same kind in amounts specified above. Contractor shall submit evidence of coverage of insurance required.

### **SCHEDULES**

The Contractor shall, at all times, keep the Project Consultant or Springfield Park District informed of the progress of the work, methods, and proposed schedules and sequences.

### **WORK**

"Work" includes all materials, labor and use of tools, equipment and services and all other items necessary to complete construction in full compliance with the terms of the contract.

### **BID ACCEPTANCE**

The Springfield Park District reserves the right to accept, or reject, any or all proposals, and to waive any technicalities in any or all proposals.

All specifications, drawings, and this Project Manual shall become part of the Contract.

### **COMPLIANCE WITH STATE LAWS**

Each bidder shall thoroughly acquaint him/her with all provisions of the State of Illinois laws pertaining to labor and working conditions on public projects and, by submitting a proposal for this work, acknowledges that he/she is cognizant of such laws and affirms that if awarded a contract, he/she will comply with all the provisions of such statutes which specifically include, but are not limited to, the following:

1. An Act to give preference in construction of public work projects and improvements to citizens of the United States who have resided in Illinois for one (1) year.
2. An Act to prohibit discrimination and intimidation on account of race or color in employment under contracts for public buildings or public works. All contracts for work or for services of any kind shall incorporate the following cause: "In any work or services performed discrimination because of race, color, creed or national origin is prohibited."
3. Contractor shall be prequalified with Illinois Fair Employment Practices Commission and shall list such prequalification number on the appropriate space shown on the proposal.

### **PERMITS, BUILDING LAWS AND ORDINANCES**

The Contractor shall obtain and pay for all permits and inspector's fees required without extra cost to the Owner.

### **PAYMENT**

The Contractor shall submit with his/her application for payment a "Contractor's Affidavit", duly witnessed, that he/she has duly discharged his/her obligations and that no liens are against the amount requested. Contractor shall also furnish "Waiver of Lien" from subcontractor and material suppliers, requiring payment for the materials involved in the amount being requested. After payment of the work, the Board shall be obliged to no individual or supplier of material for any contractor's unpaid bills.

### **METHOD OF PAYMENT**

Payment for work performed under this contract is to be made in cash or check from funds provided by the Owner for the purpose of financing this project. Partial payments shall be made no later than the tenth (10<sup>th</sup>) day of the month next following the application for payment by the Contractor. Final payment shall be made within thirty (30) days after completion and acceptance of the complete project. Partial payment shall be for 90% of the value of work completed with 10% being retained by owner until the project is 100% completed.

### **SUBCONTRACTORS**

The Contractor, upon request, shall submit a list of subcontractors to the Owner. These must be acceptable to the Owner prior to commencing work. The Contractor shall be fully responsible to the Owner for acts and omissions of his/her subcontractors. Nothing contained in the Contract documents shall create any contractual relations between any subcontractor and the Owner or representative thereof.

### **OWNERS RIGHT TO TERMINATE CONTRACT**

If the Contractor should be adjudged bankrupt, or if he/she should make a general assignment for the benefit of this creditors, or if a receiver should be appointed on account of his/her insolvency, or if he/she should persistently or repeatedly refuse or should fail, except in cases for which extension of time is provided, to supply enough skilled workmen, or proper material, or persistently disregard laws, ordinances, or the instruction to the Owner, and/or it's representative or otherwise be guilty of a substantial provision of the contract, then the Owner may without prejudice to any other right or remedy and after giving the contractor seven (7) days written notice, terminate the employment of the Contractor and take possession of the premises and all material, tools and appliances thereon and finish the work by whatever means may be expedient. In such case, the Contractor shall not be entitled to receive any further payment until work is finished. If the expense of finishing the work shall not exceed the unpaid balance, such excess shall be paid to the Contractor. If such expense, however, shall exceed the amount of the unpaid balance, the Contractor shall pay the difference to the Owner.

### **OMISSIONS**

The drawings and specifications are intended to cooperate. Anything shown on the drawings but not mentioned in the specifications or vice-versa, or anything not expressly set forth in either, but which is reasonably implied shall be furnished as though specifically shown and mentioned in both, without any extra charge. Should anything be omitted from the drawings necessary to the proper construction of the work herein described, it shall be the duty of the Contractor to so notify the Consultant or the Springfield Park District before signing this Contract, and in the event of the Contractor failing to give such notice, he/she shall make good any damage or defects in his/her work caused without extra charge.

### **CHANGES IN WORK**

Minor modifications in drawings and specifications may be made by the Owner to effect an improvement in the completed work where such modification is accepted with the understanding that it makes no change in the contract price or time, and it is with prejudice to any and all rights of the Owner under the Contract and Bond.

Where an adjustment in contract price or time is involved, the requirements of the Contractor shall not be changed or modified except by supplemental written agreement of a "change order". The "change order" shall describe the change, fix the sum thereof, and/or the modifications of the contract time involved.

No charge for any extra work or material will be allowed unless the same has been ordered by the Owner or its representative.

### **INTERPRETATION**

All questions or disagreements between the Owner and the Contractor relating to the interpretation of the drawings and specifications, or kind and quality of material and workmanship required thereby shall be referred to the Consultant or the Springfield Park District. Consultant or Springfield Park District decisions shall be final, conclusive, and without equal.

### **DETAIL AND WORKING DRAWINGS**

Additional detail and working drawings will be furnished in amplification of the contract drawings as they may be required. All such additional drawings as they are furnished are to be considered of equal force with those which accompany these specifications. A complete set of drawings and specifications must be kept at the work site.

### **MATERIALS**

Unless otherwise specified all materials shall be new and of quality equal to the manufacturer's representatives of the product specified. Where no material is specified by name of type, its quality shall conform to the Standards of the ASTM. Each Contractor shall, if required, furnish satisfactory evidence as to the kind and quality of his/her materials. All materials in or designed for the work shall always be properly housed or protected, particular care being taken of all finished parts.



### **LIMITS OF OPERATION**

The Contractor shall confine his/her apparatus, the storage of material and the operation of his/her workmen to the limits directed by the representative of the Owner.

### **GUARANTEE**

If, within one (1) year after the acceptance of the Work or within such longer period of time as may be prescribed by law or by the terms of any applicable special guarantee, any of the Work is found to be defective, the Contractor shall correct promptly after receipt of a written notice from the Owner.

### **UTILITY LOCATIONS**

The location, size and type of material of existing underground utilities indicated on the plans are not represented as being accurate, sufficient or complete. It shall be the Contractor's responsibility to determine the actual location of all such facilities.

### **CONTRACTOR'S RESPONSIBILITY FOR SAFETY**

The Contractor shall do all work necessary for safety and be solely and completely responsible for conditions on the jobsite, including safety of all persons and property during the contract period. This requirement shall apply continuously and not be limited to normal working hours.

### **SUBSURFACE CONDITIONS**

The Contractor shall assume the risk of meeting quicksand, hardpan, boulder clay, rubbish, buried railroad ties and all other unforeseen obstacles. No claim for any amount of money beyond the contract price of the work will be entertained or allowed because of the nature of the ground in which excavation is made. Bidders shall make such borings as they deem necessary to determine the subsurface conditions that may be encountered.

### **EARTHWORK**

The Contractor shall remove and dispose of all unsuitable material off-site as required for construction of the project according to the plans. This work shall be considered to the contract.

### **SUBGRADE APPROVAL**

NA

### **TRAFFIC CONTROL**

YES

### **AUTHORITY OF THE CONSULTANT**

The Consultant or his designate shall represent the Owner in all matters relating to the Construction of the Project. All correspondence, changes, additions, deletions, or corrections regarding these project documents shall be directed to the Consultant.

The Consultant shall have the authority to stop the work when it may be necessary to insure the proper execution of the contract. He/She shall have the authority to order the removal of any work completed which does not comply with the plans of the modifications.

The Consultant shall decide all questions which may arise relative to performance of the contract and his/her decision shall be final and binding.

The Contractor shall preserve all lines and grades and inform the Consultant at least 48 hours in advance of needing additional field staking.

The Contractor shall always have on the job a competent superintendent who shall have authority to act in his behalf of any orders received from the Consultant. The Contractor shall name in writing one general superintendent who has authority to provide direction to and coordinate for all the various trades and crews utilized throughout the construction of this work.

Any Contractor desiring to work any hours other than the regular working hours shall inform the Consultant in advance. No additional compensation will be allowed for overtime work.

If there is no Contracted Consultant for this project, this authority is given to the Springfield Park District staff.

## Acceptance or Non-Acceptance of Tenders

Contractors are advised that Springfield Park District reserves the right to accept any tender or reject all. Tenders shall be irrevocable and remain open for acceptance by Springfield Park District for a period of ninety (90) days from the tender closing date. **The Springfield Park District shall accept the lowest responsible bid, if any.**

Springfield Park District may refuse to consider a tender should any of the following conditions exist:

- \* A tender is not submitted as required (e.g. tender submitted after the due time and date, required information not provided, etc.)
- \* All addenda are not acknowledged in the Submission.
- \* Any other defect which, in the opinion of Springfield Park District brings the validity of the tender into question

In order to obtain the most advantageous offer for Springfield Park District, it reserves the right in its sole discretion:

- \* To waive irregularities and/or minor non-compliance by any Contractor with the requirements of this Tender,
- \* To request clarification and/or further information from one or more Contractor after closing without obligation to offer the same opportunity to all Contractors,
- \* To enter into negotiations with one or more Contractors without obligation to negotiate with, or, offer the same opportunity to, all Contractors,
- \* If negotiations with a Successful Contractor do not result in a Contract Agreement, to enter into negotiations with any other Contractor regardless of such Contractor's evaluation score, or to discontinue negotiations and terminate this Tender, at its option.

Contractors are advised however to submit a complete offer as their tender. Any waiver, clarification or negotiation will not be considered as an opportunity for Contractors to correct errors in their tender.

It is understood and accepted by the Contractor that all decisions on whether a tender satisfies the Mandatory Requirements and meets, or to what degree it meets, the stated evaluation criteria are the judgment of Springfield Park District in its sole discretion.

Springfield Park District is not obligated to award any contract as a result of the Tender and reserves the right in its sole discretion to cancel this Tender process at any time before or after closing without providing reasons for such cancellation.

Springfield Park District reserves the right to negotiate provisions in addition to those stipulated in this Tender or proposed by the Successful Contractor.

**TP-7 CONTRACT**

1. THIS AGREEMENT, made and concluded this \_\_\_\_ day of \_\_\_\_\_, 20\_\_\_\_, between Springfield Park District known as the party of the first part, and \_\_\_\_\_ (Contractor) his/their executors, administrators, successors or assigns, known as the party of the second part.
2. WITNESSETH: That for and in consideration of the payments and agreements mentioned in the Project Manual hereto attached, to be made and performed by the party of the first part, and according to the terms expressed in the Bond referring to these present, the party of the second part agrees with said party of the first part at his/their own proper cost and expense to do all the WORK, furnish all materials and all labor necessary to complete the WORK in accordance with the Plans and Specifications hereinafter described and in full compliance with all of the plans of this agreement and the requirements of the Consultant and/or Springfield Park District under it.
3. And it is also understood and agreed that the Project Bid Package and Contract Bond hereto attached, and the Plans for TP-7 Rink Floor Construction , are all essential documents of this Contract and are a part hereof.
4. II WITNESS WHEREOF, the said parties have executed these presents on the date above mentioned.

For the OWNER  
Party of the First Part

Signature: \_\_\_\_\_

By: Derek Harms

Title: Executive Director

For the CONTRACTOR  
Party of the Second Part

Signature: \_\_\_\_\_  
(President, Party of the Second Part)

By: \_\_\_\_\_

Attest:

\_\_\_\_\_  
(Clerk or Notary Public)

Title: \_\_\_\_\_

(Corporate Seal)

(If a Co-Partnership) \_\_\_\_\_(SEAL)  
\_\_\_\_\_(SEAL)  
\_\_\_\_\_(SEAL)

**TP-7 NOTICE TO PROCEED**

To: \_\_\_\_\_ Date: \_\_\_\_\_

Project: \_\_\_\_\_

You are hereby notified to commence **WORK** in accordance with the Agreement dated

\_\_\_\_\_, 20\_\_\_\_, on or after January 17<sup>th</sup>, 2025.

By: \_\_\_\_\_

Title: \_\_\_\_\_

Acceptance of Notice

Receipt of the above NOTICE TO PROCEED is hereby

Acknowledged by \_\_\_\_\_

Title: \_\_\_\_\_

This the \_\_\_\_\_ day of \_\_\_\_\_, 20\_\_\_\_\_.

Please return an **original signed** copy of this document to the:

Springfield Park District

ATTN: \_\_\_\_\_

2500 South 11<sup>th</sup> Street

Springfield, IL 62703

**CHANGE ORDER**

**Order No.** \_\_\_\_\_

**Date:** \_\_\_\_\_

**Agreement Date:** \_\_\_\_\_

**NAME OF PROJECT:** \_\_\_\_\_

**OWNER:** \_\_\_\_\_

**CONTRACTOR:** \_\_\_\_\_

**JUSTIFICATION:** \_\_\_\_\_

**Change to CONTRACT PRICE:**        \$ \_\_\_\_\_

**Original CONTRACT PRICE:**        \$ \_\_\_\_\_

**Current CONTRACT PRICE adjusted by previous CHANGE ORDER \$** \_\_\_\_\_

**The CONTRACT PRICE due to this CHANGE ORDER will be (increased) (decreased) by:**

\_\_\_\_\_

**The new CONTRACT PRICE including this CHANGE ORDER will be \$** \_\_\_\_\_

**Change to CONTRACT TIME:** \_\_\_\_\_

**The CONTRACT TIME will be (increased) (decreased) by \_\_\_\_\_ calendar days.**

**The date for completion of all work will be \_\_\_\_\_ (Date)**

**Requested by:** \_\_\_\_\_

**Recommended by:** \_\_\_\_\_

**Accepted by:** \_\_\_\_\_

## **Appendix A**

### Contract Specifications

## PART 1 – GENERAL

### 1.1 Scope of Work

- .1 The objectives of this project encompass the following:
  - .1 Provide a lifecycle replacement for the two ice rink concrete floors at the Nelson Center located at 1601 North 5th St, Springfield, Illinois 62703.
  - .2 Execute work using the most effective use of time and resources.
  - .3 Minimize disruption of arena operation, and co-ordinate any required service disruption with the Owner and the Consultant.
  - .4 Work may commence, at the earliest, by 17-Jan-25.
  - .5 All work is to be substantially completed by 26-Sep-25.
  - .6 Work is to be completed as per Appendix C: Project Schedules.
    - .1 Construction schedule milestones include the following:
      - .1 Rink #2 Constructed – 30-May-25
      - .2 Rink #2 Glycol Charge – 27-Jun-25
      - .3 Rink #1 Constructed – 11-Aug-25
      - .4 Rink #1 Glycol Charge – 05-Sep-25

### 1.2 Definitions

- .1 Rink Floors Construction: This replacement consists of a new installation of two rink floors in an existing building staggered in installation to maintain the operation of the rink
- .2 Contractor: The single Contractor to provide the work of this Bid Document. This Contractor shall be the supplier, installer, and commissioner. This party shall be the contractor signatory to the contract, and shall take on all responsibilities therein. The Contractor shall supply all materials, labour, and equipment required to complete all work and provide all fully functional deliverables.
- .3 The Owner: For the specifications herein the Springfield Park District shall be referred to as The Owner.
- .4 The Consultant: For the specifications herein I.B. Storey US Inc shall be referred to as the Consultant.

### 1.3 Rink Floors and Plant Replacement Description

- .1 The intent of the Rink Floors Construction is that minimal loss of ice time will occur. This contractor must be able to demonstrate to the



Owner that a proper plan be implemented such that the allotted time for installation is satisfied.

- .2 Supply and install rink floor components, including, valves, piping, ice rink floor materials, and labour.
- .3 The work shall consist of the provision of all labour, materials, tools, equipment, testing, commissioning, training services, transportation, shipping, handling, administration, supervision, management, insurance, temporary protection, cleaning, removal, installation, cutting and patching, warranties, services, and items, even though these may not be specifically mentioned in this documents which are required for the complete, fully functional and commissioned system.
- .4 Provide a complete, neat and workmanlike installation. Use only employees who are certified journeyman or registered apprentices (under the supervision of a journeyman). The labour used to carry out the work shall be skilled, experienced, trained, and familiar with the specific equipment, software, standards and configurations to be provided for this Project. Contractors must submit registration numbers for key personnel that are certified journeyman.
- .5 Manage and coordinate the work in a timely manner in consideration of the Project schedule.

#### 1.4 Drawings Package

- .1 Drawings packages have been issued with this specifications document and are referred to as 24-009 PKG07 – TP7 New Floor Construction & Pour v1.0
- .2 In the event of discrepancy between the drawings package and this specifications document, the specifications document shall prevail unless otherwise noted. Any discrepancies should be brought to the Owner's attention prior to proceeding.

#### 1.5 Quality Assurance

- .1 General
  - .1 The Contractor shall be regularly engaged in the installation and service of rink floors, mechanical piping or in floor heating system
  - .2 The system components included in this project shall consist of the products from manufacturers regularly engaged in the production of mechanical equipment, and shall be the manufacturer's latest standard of design at the time of bid.
- .2 Workplace Safety and Hazardous Materials
  - .1 Provide a safety program in compliance with the Contract Documents.

- .2 Contractor shall have a corporately certified comprehensive Safety Manual and a designated Safety Supervisor for the Project.
  - .3 The Contractor and its employees and subtrades comply with local, state, and federal safety regulations.
  - .4 The Contractor shall ensure that all subcontractors and employees have written safety programs in place that covers their scope of work, and that their employees receive the training required by the Occupational Safety and Health Administration for the State of Illinois for at least each topic listed.
  - .5 Hazards created by the Contractor or its subcontractors shall be eliminated before any further work proceeds.
  - .6 Hazards observed but not created by the Contractor or its subcontractors shall be reported to the Consultant and the Owner within the same day. The Contractor shall be required to avoid the hazard area until the hazard has been eliminated.
  - .7 The Contractor shall sign and date a safety certification form prior to any work being performed, stating that the Contractors' company is in full compliance with the Project safety requirements.
  - .8 The Contractor's safety program shall include written policy and arrangements for the handling, storage and management of all hazardous materials to be used in the work in compliance with the requirements of the Authorities Having Jurisdiction at the Project site.
  - .9 The Contractor's employees and subcontractor's staff shall have received training as applicable in the use of hazardous materials and shall govern their actions accordingly.
- .3 Quality Management Program
- .1 Designate a competent and experienced employee to provide Project Management. The designated Project Manager shall be empowered to make technical, scheduling and related decisions on behalf of the Contractor. At minimum, the Project Manager shall:
    - .1 Manage the scheduling of the work to ensure that adequate materials, labour and other resources are available as needed
    - .2 Manage the financial aspects of the Contract, with respect to the budget and payment applications.
      - .1 Be responsible for the work and actions of the workforce on site

## 1.6 References

- .1 The Contractor shall fully comply with all codes and standards applicable to this type of work, including;
  - .1 State Occupational Safety and Health Administration (OSHA)
  - .2 The National Electrical Code
  - .3 National Fire Code
  - .4 ASME Boiler and Pressure Vessel Code (BPVC)
  - .5 Underwriters Laboratories (UL) listing and labels
  - .6 American National Standards Institute (ANSI)
  - .7 American Society for Testing and Materials (ASTM)
  - .8 American Society of Heating, Refrigeration and Air-Conditioning Engineers (ASHRAE) Standards:
    - .1 ASHRAE Standard 15 - Safety Standard for Refrigeration System
    - .2 ASHRAE Standard 34 – Designation and Safety Classification of Refrigerants.
- .2 In the case of conflicts or discrepancies, the more stringent regulation shall apply
- .3 All work shall meet the approval of the Authorities Having Jurisdiction at the project site

## 1.7 Shop Drawings

- .1 Manufacturer's data sheets must be used for each product included as part of the scope of work. The submittal package must include:
  - .1 Install preparation instructions, methods, and recommendations.
  - .2 Safety requirements and details.
  - .3 Operating and design parameters such as temperatures, pressures, RPM, and physical size.
  - .4 Performance and equipment specifications.
  - .5 Storage and handling requirements and recommendations.
- .2 All specifications for equivalents being offered must be received electronically by the Consultant for review no later than the question deadline during the bidding process.
  - .1 For maintenance purposes, equivalents for equipment will only be approved if all equipment of a similar type meet the specifications (such as pumps).
- .3 Shop drawings must also contain complete wiring and schematic diagrams, sequences of operation, control system bus layouts, and any other details required to demonstrate that the system has been coordinated and will properly function as a system.

1.8 Record  
Documentation

- .1 Provide two (2) paper copies and one (1) USB digital copy of operating and maintenance manuals for all installed equipment pertaining to this contract, including as-built drawings
- .2 After completion of all tests and adjustments, the contractor shall provide a copy of all as-built information and product data.
- .3 On Site documents: Maintain at job site, one copy each of the following (but is not limited to):
  - .1 Contract drawings.
  - .2 Specifications.
  - .3 Addenda.
  - .4 Reviewed shop drawings.
  - .5 List of outstanding shop drawings.
  - .6 Change orders.
  - .7 Other modifications to Contract.
  - .8 Copy of approved Work schedule.
  - .9 Health and Safety Plan and other Safety related documents.
  - .10 Manufacturers' installation and application instructions.
  - .11 Labour conditions and wage schedules.
  - .12 Other documents as specified.
- .4 Manual shall be bound in three (3) ring binders and contain, as a minimum, the following:
  - .1 System operation and maintenance instructions, troubleshooting guidelines and operating log.
  - .2 Safety bulletins and material safety data sheets.
  - .3 Reviewed and approved (stamped) shop drawings
  - .4 Completed and approved Application for water connection form (As Required). Contractor to comply with all local and state backflow prevention requirements, where applicable
  - .5 Approvals by all Authorities having jurisdiction.
  - .6 Equipment operation and maintenance instructions
- .5 The contractor shall correct any errors or omissions noted in the first review.
- .6 Within two (2) weeks of contract award the contractor shall provide a schedule, in a Gantt Chart to the Owner and the Consultant, which summarizes all construction timelines and milestone dates. Including, but not limited to:
  - .1 Shop drawing submittal and review time;
  - .2 Equipment order dates;
  - .3 Lead time;
  - .4 Site construction milestones (demolition, package placement, etc.)
  - .5 On-site completion;

- .6 System start-up;
- .7 Substantial completion;
- .8 Training and owner turnover.

#### 1.9 Warranty

- .1 Standard Material and Labour Warranty:
  - .1 Provide a one-year labour and material warranty on the rink floor following substantial completion.
  - .2 If within twelve (12) months from the date of acceptance of a product, upon written notice from the Owner, it is found to be defective in operation, workmanship, or materials, it shall be replaced, repaired, or adjusted at the option of the Contractor at the cost of the Contractor.

PART 2 – ICE RINK FLOOR

2.1 Ice Rink Floor  
Description

- .1 The supply and installation of floor materials and piping systems as outlined.
- .2 Coordinate installation of the Dasher Board System anchors with the Dasher Board System installer.
- .3 The intent of this upgrade is to install two (2) ice surfaces with NHL regulation playing surface size of 200 ft. x 85 ft. with corner radii of 28 ft.
- .4 Provide a complete, neat and workmanlike installation.

2.2 Ice Rink Floor  
Submittals

- .1 No material orders or work will begin on any segment of this scope of work until submittals have been successfully reviewed and approved for conformity with these specifications and the design intent.
- .2 Submit data for each accessory, admixtures, and curing material for the work.
- .3 Concrete Design Data:
  - .1 Prior to the Work, the Contractor must submit the mix design and batch plans for review and approval.
  - .2 Submit test results of proposed mix design, performed locally, two (2) months prior to use for approval by the Consultant.
  - .3 Submit all certificates for cement, fly ash, and all aggregates.
- .4 Shop Drawings:
  - .1 Contractor must submit shop drawings for all products including, but not limited to: piping, pipe chairs, pipe bends, concrete, rebar, wire mesh, insulation, and expansion joints.
  - .2 Shop drawing documents must indicate procedures, schedules, equipment, and all components required for the rink floor.
  - .3 Contractor to include specifications of the anti-freeze mixtures.
  - .4 Test results of the concrete mixture to be installed.

2.3 Ice Rink Floor Codes  
and Standards

- .1 The Contractor shall fully comply with all codes and standards applicable to the Work undertaken, including but not limited to:
  - .1 ACI 311-4R-09 Guide for Concrete Inspection.
  - .2 ACI 302.1R-15

2.4 Ice Rink Floor Scope of Work

- .3 ACI 301-20 Specifications for Concrete Construction
- .4 ASTM E1745-17 Standard Specification for Plastic Water Vapor Retarders Used in Contact with Soil or Granular Fill under Concrete Slabs.
- .5 ASTM C0578-22 Standard Specification for Rigid, Cellular Polystyrene Thermal Insulation
- .6 ASTM E1155M – Standard Test Method for Determining  $F_F$  Floor Flatness and  $F_F$  Floor Levelness Numbers.
- .2 In the case of conflicts or discrepancies, the more stringent regulation shall apply.
- .3 All Work shall meet the approval of the Authorities Having Jurisdiction at the project site.
- .1 This section describes the construction of a single ice rink floor. The construction of two (2) ice rink floors is required under this scope of work.
- .2 Perform a survey of each of the two (2) existing ice rink floors prior to demolition.
  - .1 Work to be completed by a professional survey engineer.
  - .2 The intent is to confirm exact dimensions of the existing ice rink floors.
- .3 Excavate the existing rink floors down to the depths specified in the drawings package as required.
- .4 Coordinate all work with the dasher board system installer including the placement of dasher board anchors and goal post inserts.
- .5 The new ice surface must encompass a playing area 200' x 85, with 28' corner radii.
  - .1 Finished rink floor slab surface to be flush with perimeter finished slab, on parallel planes.
  - .2 All assemblies are to be rigidly secured and incapable of movement during operation.
  - .3 Floor is to be entirely free from debris before and after the concrete pour. This includes construction waste including, but not limited to, discarded sections of pipe, extra/broken/cut cable ties or tie wires, cut sections of wire mesh or rebar, and other building materials.
- .6 Buried Mains:
  - .1 Excavate or leave open the header path in the rink zone for installation then bury the header mains after installation.

- .2 Coordinate with Automation for slab sensor conduit along the buried mains path, next to pipe runs.
- .3 Cold Floor Mains:
  - .1 Supply and install two (2) pipes for the cold floor mains, supply and return, from the buried header piping to the refrigeration plant room and connecting inside the plant room.
  - .2 Provide 1" Armacell insulation and PVC jacketing for cold floor mains outside the rink slab, including the cold floor pump, up to the chiller.
  - .3 Pipe Specification: 8" HDPE SDR 11, fusion welded.
- .4 Warm Floor Mains
  - .1 Supply and install two (2) pipes for the warm floor mains, supply and return, from the buried header piping to the refrigeration plant room and connecting inside the plant room.
  - .2 Pipe Specification: 3" HDPE SDR 11, fusion welded.
- .7 Buried Header Pipes:
  - .1 Cold Floor Header:
    - .1 Supply and install new HDPE cold floor headers for the ice surface.
      - .1 Provide cold fluid supply and return headers
      - .2 Pipe size: 8" SDR 11
      - .3 Pipe material: HDPE
      - .4 Floor pipe connections:
        - .1 To be 1" IPS Fusion service saddle.
        - .2 All saddles to be fusion welded to headers.
    - .2 Cold floor piping to be fusion welded to the cold floor saddles.
    - .3 Contractor to supply and install two (2) drains, complete with valves, and two (2) purge valves (vent) with connections, one (1) per header.
      - .1 Provide 1" purge valves at both ends of supply and return headers.
      - .2 Connect purge valves to headers using 1" SDR 13.5 HDPE pipe. Saddles are also an approved equivalent.
      - .3 Purge valve piping must not slope downwards to ensure air is not trapped in the line, and the valves must be installed in the access box.



- .4 Supply and install deck board and Unistrut assembly support for the cold floor headers.
  - .1 Assembly to consist of 5/4" (1.25") x 6" deckboard and 1 5/8" Unistrut.
  - .2 Space every 4'
  - .3 Provide pipe clamps to clamp headers to support assembly at every other support.
  - .4 Grout down support assembly before pour.
- .2 Warm Floor Stubby Header:
  - .1 Supply and install two (2) 3" HDPE supply and return header pipes, circulating warmed fluid to prevent frost heaving in the rink floor. Header pipes shall be run from the refrigeration room.
  - .2 Includes thirteen (13) sets of fusion service saddle connections fusion welded to each of the stubby headers.
  - .3 Contractor to supply and install two (2) drains, complete with valves, and two (2) purge valves (vent) with connections, one (1) per header.
    - .1 Provide 1" purge valves at both ends of supply and return headers.
    - .2 Connect purge valves to headers using 1" SDR 13.5 HDPE pipe. Saddles are also an approved equivalent.
    - .3 Purge valve piping must not slope downwards to ensure air is not trapped in the line, and the valves must be installed in the access box.
  - .4 All valves to be of steel bodies and be fitted with hand wheels (grips).
- .3 Supply and install Pipe Saddles.
  - .1 To be installed to connect the floor piping to the header pipes below grade.
  - .2 Saddle: 1" IPS Fusion Service Saddles.
  - .3 Fuse 7" on center.
- .4 All cable ties mentioned in this scope of work will conform to the following:
  - .1 Material: Nylon
  - .2 Colour: High Visibility Yellow
  - .3 All cable ties must bend down and away from rink pipes.
  - .4 Cut all loose ends after installation and prior to the concrete pour.

- .5 All tie wires mentioned in this scope of work will conform to the following:
  - .1 Material: Hot dipped galvanized.
  - .2 Colour: High-visibility green
  - .3 Manufactured from soft annealed wire.
  - .4 All tie wires must bend down and away from rink pipes.
  - .5 Cut all loose ends after installation and prior to the concrete pour.
  - .6 Under no circumstances must loose-ends be long enough to reach or potentially puncture the vapour barrier.
  - .7 To be used to secure all joints of interfacing meshes and rebar.
- .6 Provide pipe supports for the buried headers along the width of the rink.
  - .1 Supports to consist of welded uni-strut assemblies secured with channel nuts to header support assembly.
  - .2 Support frame to be provided every 4' at every header support assembly.
  - .3 Cable tie each chair to horizontal strut support two pipe chairs before chair ends. No overlapping of pipe chairs is required at the buried header sections.
- .8 Supply and install pipe sleeves for all pipes penetrating perimeter concrete.
  - .1 Use only PVC pipe sleeves.
- .9 Cold Floor Piping
  - .1 Supply and install cold floor piping, both supply and return running parallel to each other and connected to each header saddle. To run along entire length and width of the rink.
  - .2 Piping Size: 1" SDR 13.5
  - .3 Material: HDPE
  - .4 Spaced 3 ½" on center.
  - .5 Header connections: All joints to be fully fusion welded to header saddles.
  - .6 Perimeter chill ring to be secured to the rebar reinforcements with cable ties.
    - .1 The chill ring will conform to all specifications noted above and be connected to the headers.
    - .2 Cable ties to be provided as required to ensure no movement of the chill rings, maximum 24" apart.

- .7 Return bends: Pre-manufactured 1" IPS Socket Fusion 180° (degree) U-bend (one-piece).
  - .1 Joints to be fully fusion welded.
  - .2 U-bend to meet SDR 13.5 dimensional requirements at minimum.
  - .3 Tension the return bends using cable ties to the perimeter rebar at rink ends to prevent sagging.
- .8 To prevent wear, piping and bends, with exception to the chill ring, are not permitted to be in contact with the reinforcing rebar at any point.
- .10 Warm Floor Piping
  - .1 Supply and install warm floor piping, both supply and return piping running parallel to each other and connected to each header nipple. Piping must extend the entire length and width of the new ice slab structure. Fusion service saddles may also be used.
  - .2 Pipe Size: 1" SDR 13.5
  - .3 Material: HDPE
  - .4 Spaced 24" on center.
  - .5 Provide rigid insulation to warm floor piping only located in the access box.
  - .6 Header connections: All joints to be fully fusion welded to stubby header in the access box.
- .11 Supply and install the new Rink Floor, from base up as described below. Note the specifications for each point are described in this document.
  - .1 Clean Sand.
  - .2 Warm floor piping.
  - .3 Vapour Barrier.
  - .4 Two layers of Rigid Extruded Insulation.
  - .5 Vapour Barrier.
  - .6 Pipe Chairs (Supports).
  - .7 Bottom Lower Layer of Reinforcing Bar (Rebar)
    - .1 Installed perpendicular to cold floor piping.
  - .8 Bottom Upper Layer of Reinforcing Bar (Rebar)
    - .1 Installed parallel to cold floor piping.
  - .9 Cold Floor Piping.
  - .10 Top Layer of Reinforcing Wire Mesh.
  - .11 Concrete Slab.
    - .1 Encapsulating the pipe chairs, pipes, and reinforcement.

- .12 Supply and install a Clean Sand Layer
  - .1 7" total of clean sand, levelled to a  $\pm 3/16$ " tolerance.
  - .2 Warm floor piping to be placed on 2" of compacted sand, then buried under a layer of 5" of sand (for a total of 7" of the sand layer).
  - .3 Sand to be free from clay, shale, and organic matter.
- .13 Supply and install Vapour Barrier Layers
  - .1 To consist of (2) layers of 10 MIL polyethylene vapour barriers, one (1) above the clean sand level and one (1) above the rigid extruded insulation.
  - .2 Overlap the edges by minimum 12". All joints to be sealed by taping as per manufacturer's requirements.
- .14 Supply and install Rigid Extruded Insulation.
  - .1 Provide two (2) layers of insulation between the vapour barriers.
  - .2 Thickness: 2" per layer to a total of 4"
  - .3 Compressive Strength: Minimum 30 PSI in conformance to ATSM D1621.
  - .4 Material: Thick rigid extruded insulation levelled to  $\pm 3/16$ " tolerance.
    - .1 Edges of the top layer shall be staggered from the bottom layer's edges.
  - .5 Minimum Thermal Resistance: R5.
  - .6 All sheets must be laid flush.
  - .7 Standard of Acceptance: Styrofoam Brand SM Extruded Polystyrene Foam Insulation, or approved equivalent.
- .15 Supply and install new Pipe Chairs:
  - .1 "M" style chairs with slots for tubing and supports for rebar (parallel to rink pipe) with continuous metal base.
  - .2 Material: Cold rolled steel.
  - .3 Pipe Size: 1" SDR 13.5, with 1 3/8" OD.
  - .4 Pipe centers: 3 1/2"
  - .5 20 tube slots per support.
  - .6 Total Height: 3 1/2"
  - .7 Pipe lift: 2.00"
  - .8 Rebar lift: 1.50"
  - .9 Base plates: 3" x 24 gauge spaced 36" on center.
  - .10 Cold floor pipes to be secured to the pipe chairs at every second joint using nylon cable ties to sufficiently fasten the pipes to the chairs. Piping must lay snug in the chairs.

- .11 Space pipe chairs, in parallel, at most 36" along the length of the rink.
  - .1 Provide a row of pipe chairs at each edge.
- .12 Cut loose cable tie ends and dispose prior to pour.
- .13 Overlap pipe chair ends by two (2) pipe spaces.
- .14 Provide additional small chair sections as needed to support pipes in the edges and corners.
- .16 Supply and install Bottom Layer Reinforcing Rebar:
  - .1 Rebar type: 10M rebar.
  - .2 Install lower rebar first parallel to pipe chairs (perpendicular with floor piping) with 12" on center spacing.
  - .3 Install upper rebar second parallel to cold floor pipes with 10 1/2" on center spacing. Upper rebar to sit in pipe chairs.
  - .4 Rebar to be tied, using high-visibility tie wires, at every intersection along the diagonal, starting at every third rebar intersection along the length of the rebar.
  - .5 Secure rebar to radius rebar at the radius ends using tie wires.
  - .6 Secure rebar to pipe chairs using tie wires at every three intersections, staggering ties at every chair.
- .17 Supply and install Top Layer Reinforcing Wire Grid:
  - .1 To be installed on top of rink piping.
  - .2 6x6x6/6 (inches, inches, & gauge) welded wire mesh placed on top of rink piping supports (chairs) across whole area of rink slab.
  - .3 Any cut portions must be secured. 6x6 grid reinforced structure must be maintained.
  - .4 Top reinforcing must be laid and lapped to not exceed two (2) layers, and securely tied to pipe chair supports using tie wires.
    - .1 Wires must have loose ends cut and be turned away from and not on top of piping to avoid damage.
    - .2 Tie mesh to pipe chairs a minimum of every 12" along the pipe chairs and around the perimeter of each mesh sheet.
    - .3 Overlaps must be tied together with loop-type wires at a minimum of 12" spaces in two directions.
  - .5 Install continuous wire mesh above the rink pipes with 6" overlaps. Tie overlaps as noted above.

- .6 Trimmed corners to maintain two (2) layers overlap max.
  - .7 Use flat sheets only. Rolled will not be approved.
  - .8 Under no circumstances shall wire mesh be tied to the rebar.
- .18 Supply and install Perimeter Rebar Anchors.
- .1 Provide concrete anchors and stainlesssteel eyebolts. Secure to the perimeter concrete along the ends and radii.
  - .2 To be space at 18" on center at rink radius and ends.
  - .3 Minimum 600 lbs working load limit.
  - .4 Install pre-curved 10M rebar in eyelets at radius ends and straight rebar at straight ends.
- .19 Supply and install new Rink Slab Concrete:
- .1 Provide a 5" concrete slab, finished level.
  - .2 Maximum 1 3/4" concrete coverage over rink pipes.
  - .3 Floor slab tolerance:
    - .1 Cold slab tolerance must be measured using f-number system.
    - .2 Classification D, Extremely Flat
    - .3 Floor Flatness (FF) and Floor Levelness (FL) to be measured in accordance with ASTM E1155M
    - .4 Specified Overall Values (SOV)
      - .1 Flatness: FF 45
      - .2 Levelness: FL 35
    - .5 Minimum Local Values (MLV)
      - .1 Flatness: FF 30
      - .2 Levelness: FL 25
  - .6 Inspection and floor tolerance measurements shall be made within 72 hours of completing floor slab. The Contractor of this scope is responsible for all testing requirements to demonstrate to the Consultant that the floor flatness and levelness meets these specifications in reference to ASTM E1155M.
    - .1 Use a D-Meter or approved equivalent for all measurements on floor flatness and levelness. Provide results in a report to the Consultant.
    - .2 Note that ASTM E1155M, Part 8 Procedure, lays out the steps the Contractor must take for compliant measurements including grinding the floor area in 11.8" sections.

- .7 Specified floor tolerances that fall below the MLV shall be corrected by grinding. Any work of this nature must be approved by the Consultant prior to commencement.
- .4 Material Properties:
  - .1 Strength: 4,641 psi at 28 days. Minimum average of strength test must exceed specified strength.
    - .1 Provide certification that mix proportions selected will produce concrete of specified quality and yield strength will comply with ACI 301-20.
  - .2 Air Content: Maximum of 2% non-entrained air.
  - .3 Maximum Water to Cementitious Material (W/CM): 0.45
  - .4 Fly Ash:
    - .1 Supplementary Cementing Materials (SCM): Maximum 15% total cementitious content.
    - .2 Type C or F.
    - .3 Loss of Ignition (LOI) not to exceed 1%
    - .4 Use fly ash from one source.
  - .5 Maximum Aggregate: 0.55" graded
  - .6 Water reducing and high range water reducing (superplasticizer) admixtures shall be included in concrete mix as required to maintain max W/CM ratio while ensuring required flowability.
- .5 Include a Shrink-Reducing Admixture
  - .1 Must reduce capillary tension of pore water in cementitious mixtures.
  - .2 Provide moderate to significant reductions in the drying shrinkage of cementitious mixtures.
  - .3 Reduce stresses induced from one-dimensional surface drying in concrete slabs.
  - .4 Must be mixed at the factory. Mixing on-site will not be permitted.
  - .5 Standard of Acceptance: MasterLife SRA-035, or approved equivalent.
- .6 Slump range before plasticizer:  $2.8'' \pm 0.79''$ .
- .7 Slump range at discharge:  $5.1'' \pm 1.2''$ .
- .8 Use approved set retarding admixture at the manufacturers required dosage when concrete is placed at ambient temperature above 86°F.

- .9 Use approved accelerating admixture at the manufacturers required dosage when concrete is placed in ambient temperatures below 50°F.
- .10 Calcium chloride admixtures are not permitted for use.
- .20 Supply and install a water-tight expansion joint with pre-compressed expansion joint system and sealant cover along the rink perimeter.
  - .1 Expansion joint to extend along the rink perimeter, between the rink concrete slab and the perimeter slab.
  - .2 Joint specifications:
    - .1 Use a preformed elastomeric joint seal only.
    - .2 Material: neoprene (synthetic rubber).
    - .3 Total Movement: 0.800”.
    - .4 Minimum Install Width: 1.000”.
    - .5 Nominal Height: 2.000”.
    - .6 Tensile Strength: 2,000 psi.
    - .7 Hardness, Shore A: 55 ± 5.
    - .8 Materials must comply with ATSM D3542 and AASHTO M297.
    - .9 Standard of Acceptance: WABO WA-175, or approved equivalent.
- .21 Pouring
  - .1 Pour to be carried out using laser levelling devices.
  - .2 The concrete pour is to be completed in one continuous pour, beginning from the South end of the rink slab and concluding on the North end.
  - .3 Continuous supervision of the pour by the Contractor is required for the total duration of the pour.
    - .1 Contractor to adjust concrete hoses and clamps as required during the pour to avoid damage.
  - .4 Concrete pumping equipment must be kept out of direct contact with the floor structure.
    - .1 To avoid the concrete hose clamps from dragging and damaging the floor structure (mesh, pipes, etc.) the Contractor is to place wooden support blocks beneath each clamp in contact with the structure.
  - .5 No concrete vibrators are to be used.
  - .6 Finishing to be performed to provide specified flatness and levelness numbers. Advanced mechanical screeding and ride-on power trowels required. Finish per Class 9 ACI 302.1.



- .1 Ensure the screeding machine or trowels is placed on plywood while finishing the floor.
- .22 The Contractor must submit a Pour Plan in advanced of the concrete pour. A minimum of two (2) months if required for submitting the pour plan to allow for sufficient time for comments and to coordinate site activity with the Owner and Consultant. This plan must include information such as:
  - .1 Details of which companies and who will be on-site during the day of the pour. This can include Owner and Consultant representatives, Contractor representatives, concrete subcontractors, mechanical subcontractors, testing subcontractors, general labor, etc.
  - .2 The approval authority for the batches/trucks as they arrive on-site.
  - .3 An outlined of a schedule of events throughout the day. This should include start time, when trucks will arrive, the frequency of trucks, and the expected completion time.
  - .4 Specific equipment data sheets that will be used.
  - .5 Calibration certificates for any leveling devices.
  - .6 Testing plan, including a reporting procedure.
  - .7 Method of screeding.
  - .8 Concrete plant information.
  - .9 Plan for alternate mix or a back-up plant in the event the concrete fails testing.
  - .10 Site details outlining the method of our, truck, and pump locations including the site entrance.
  - .11 A space ventilation plan to monitor and reduce CO levels.
  - .12 A contingency plan in the event of a piping failure.
  - .13 Curing and protection plan post-pour.
- .23 Testing:
  - .1 Upon completion of the warm floor piping system, the header and floor tubing shall be tested at 100 PSIG with air over a continuous 24-hour period, 48 hours prior to the sand fill. Pressure shall be reduced to and held at 50 PSIG for the duration of the sand fill and compacting. Report all findings to the Consultant in writing upon completion of the sand fill.
  - .2 Upon completion of the cold floor piping system, the header and floor tubing shall be tested at 100 PSIG with air over a continuous 24-hour period, 48 hours prior to the concrete pour. Following approval of the testing by the

Consultant, the pressure of the cold floor piping systems shall be maintained at 50 PSIG with air until the concrete floor is poured and one 24-hour period has passed upon completion of the floor to verify that the floor piping is not damaged.

- .3 A failed test includes the following: loss of pressure, damage to the pipes, failures of seals (including welds at joints).
  - .4 The Consultant shall be present to witness the testing and concrete pour. The Contractor shall notify the Consultant no less than one (1) month in advance of the testing date.
  - .5 If, during the inspection, any defects are found in the installed material, equipment, or workmanship the pressure testing procedure must be repeated.
    - .1 This includes the both the 100 PSIG and 50 PSIG cold floor piping tests.
  - .6 Upon completion of each layer, for the durations noted above, with a specified level tolerance, the Contractor is to provide a report detailing the findings of a laser leveling test to the Consultant. The test results must be acknowledged by the Consultant prior to proceeding with the installation of the next layer.
    - .1 If the required tolerance is not met this must be rectified immediately by the Contractor. No allowance for extra time or compensation will be approved.
    - .2 The report must list the layers, as installed, and provide documentation and testing results for each layer.
  - .7 Contractor to provide concrete test results no later than 24 hours after the test.
  - .8 All tests must be completed no later than 72 hours after the pour.
- .24 Concrete Pour Site Logistics:
- .1 The Contractor is solely responsible for all site logistics on the day of the pour. This includes coordination
  - .2 As the rink floor is required to be done in one continuous pour, the Contractor must consider the timing of the pour itself including:
    - .1 Testing capacity for the concrete, especially in relation to the testing of concrete in the trucks prior to when they can be used for the pour.

- .2 Number of trucks when they arrive and how many are on-site at a given instance.
- .3 How often trucks show up from the plant.
- .4 The logistics around the job site, including where concrete will be poured and where testing is going to take place.
- .5 Concrete batch expiry time.

.25 Curing and Protection:

- .1 Refrigerated slab must be cured for a minimum of 28 days.
- .2 Protect and guard the finished concrete surface at all times from abrasion, concentrated construction point loads, and impact damage for 28 days after the concrete pour.
  - .1 Using blankets specifically designed and manufactured to protect the concrete during curing.
- .3 No construction equipment including lifts, fork trucks, and pallet jacks should be placed on the surface for the first 28 days after the pour.
- .4 Prevent construction traffic over edges to protect exposed concrete from chipping for 28 days after the concrete pour.
- .5 Any defects, abrasions, or construction waste on the floor must be rectified.
- .6 Cover the ice surface using plyboard and tarps to prevent dust or construction debris from settling on the ice surface. Remove prior to ice making.
- .7 Prior to ice making, the floor must be swept then washed with a trisodium phosphate style cleaner and rinsed with fresh water by the Contractor. Cleaners with soap or lanolin are not acceptable.

.26 Provide an Access Box.

- .1 The purpose of the box is to access the purge valves and warm floor stubby headers.
- .2 Supply and install:
  - .1 Two (2) vent valves for the underfloor warm glycol.
  - .2 Four (4) vent valves for the cold glycol.
  - .3 Two (2) drain valves for the underfloor warm glycol.
- .3 Location is noted in the drawings package.
- .4 To be a steel box with removable lid.
- .5 Formed area to be 144" long x 72" wide.
- .6 Access box dimensions are to be 72" long x 30" wide x 24" deep.

- .7 Do not pour until poly pipe is connected to headers and access box is located in coordination with other scopes of work.
- .8 Contractor to supply and install one (1) steel access box lid suitable for patrons to stand on.
  - .1 Lid must be flush with the building floor and secure to prevent tampering.
  - .2 After installation is completed, the lid is painted by others.
- .27 The cold and warm floor system shall be charged with new 40% Ethylene Glycol with all required additives and inhibitors.
  - .1 Submit all data sheets for approval and test results after charging for the mixture as installed.
  - .2 Complete all testing prior to start-up.
- .28 Reinforcing rods, rebar, and mesh edges must not lie closely above or below pipes to avoid pipe puncture.
- .29 Under no circumstances must any materials protrude above the finished concrete floor.
- .30 All pipe joints to be fusion welded only.
- .31 Piping for the system must not be tied to any rebar unless otherwise noted.
- .32 Any loose rebar or other supporting structure will not be approved during the floor inspection and must be rectified prior to the concrete pour.
- .33 Contractor to connect to drainage as required.
- .34 A licensed journeyman mechanic must be present during the concrete pour.
- .35 Contractor is responsible for all required coordination of details and construction logistics with other Contractors.
- .36 In-floor temperature sensors are to be supplied for the floor by the automation contractor, the contractor of this scope of work is to place and install these.
  - .1 Refer to the Drawings Package for positioning details.
  - .2 Cold floor sensors affixed to underside of conduit body cover plate.
  - .3 Use 1" Type C aluminum conduit fitting with neoprene gasket and steel flat top cover plate. Wiring from sensors to plant room using 3/4" PVC electrical conduit.

- .4 Cut sections in top layer of concrete reinforcing wire mesh to position conduit box and install one complete 6x6 mesh centered around the box for structural reinforcement.

2.5 Ice Rink Floor  
Concrete Quality  
Control

- .1 The contractor shall adhere to the quality control requirements outlined in this section. A representative from the contractor shall confirm all on-site testing.
- .2 A representative of the concrete inspection company must be present at the time of pour. The concrete engineer is able to reject concrete batches that do not meet specifications.
- .3 Cold floor concrete shall be placed as one monolithic slab, completed as one continuous operation to be completed within 8 hours of commencement.
- .4 The use of pencil vibrators, or any such equipment, which may damage the cold floor pipes is not permitted.
- .5 The concrete supplier shall be no more than a 120-minute transport distance from the job-site. If the vendor is outside of this distance, the concrete supplier is to carry the cost of set-retarders under the direction of a concrete engineer. This may only be considered acceptable if the supplier demonstrates that all mechanical requirements are still met.
- .6 Provide batch tickets (Certificate of Compliance sheets) for every truck. Tickets must include:
  - .1 Plant name;
  - .2 Truck Number;
  - .3 Date and Batch time;
  - .4 Slump;
  - .5 Temperature;
  - .6 Cylinders cast;
  - .7 Time truck poured;
- .7 Water is not allowed on-site without approval by the concrete engineer.
- .8 The contractor must provide a back-up pump onsite such that in the event of failure of the primary pump, work may continue uninterrupted.
- .9 Concrete installers and finishers to be alert for pipe leaks. If any leaks are found, repair and retest piping system immediately.

- .10 All debris must be removed from pour area before pour begins and no debris shall be deposited in the concrete during pour.
- .11 On-site testing shall be performed as follows and each test must pass.

<b>Concrete Quality Assurance Tests</b>			
Test	Frequency	No. of Repetitions	Note(s)
Slump	Per Truckload	3 - Successful	All three tests must be successful.
Air Content	Per Truckload	3 - Successful	At the point of deposition
Compression	Per 50 cuyd.	Set of four cylinders per sampling for 7, 14, 21, and 28-day interval compression tests	Dependent on amount of concrete used during the floor pour.

- .12 The Slump testing shall be performed on each truckload of concrete received. Before pouring, the Contractor Representative shall meet the delivery driver (supplier representative). A sample of the concrete shall be taken and tested. The slump testing shall be repeated until the test yields a successful result.
  - .1 If the slump tests yield results which are not within the acceptable range, the Contractor must reject the batch. At this time the Contractor must contact the concrete engineer at the ready-mix facility to see if the slump can be improved without compromising the batch integrity.
- .13 Air content testing shall be performed at the time of concrete delivery, at the point of deposition (i.e. through all concrete pumping systems). The air content test shall be performed a

minimum of three times; the results shall be recorded and be signed by the on-site foreman.

.14 Compression test samples shall be taken at every 50 yd<sup>3</sup> of concrete delivered. The compression tests shall be completed by the contractor, or by a third party testing lab at the cost of the contractor, at 7-day, 14-day, 21-day, and 28-day intervals.

.15 Pour one truck at a time unless testing capacity and site logistics permit additional trucks. The Contractor is to ensure there are three (3) testers per pouring truck.

2.6 Ice Rink Floor Concrete Reporting and Test Results

.1 Electronic copy of test reports and log must be transmitted to the Consultant as soon as the tests are completed and results are available.

.2 The Consultant shall document and evaluate all test results as they become available. The overall project test results shall meet or exceed specification and the results shall be precise with a pre-set acceptable standard deviation.

.3 For each test category there shall be an acceptable maximum standard deviation comprised of all test results taken over the project duration, and there shall be a 'Global' testing minimum or maximum (whichever is the limiting factor). These values are summarized for all regularly measured quantities in the table below:

Concrete Quality Assurance Tests		
Test Category	Max. Standard Deviation	Global Testing
28-Day Compressive Strength	580 psi	4,641 psi [Minimum]
On-Site Air Content	1%	2% Non-Entrained [Maximum]
On-Site Concrete Slump	1.18"	5.14" [Maximum]

.4 If during the project duration the data exceeds the allowable standard deviation in any of the testing categories, the

Consultant shall notify, in writing, the contractor. The contractor shall investigate the source of the deficiency, and implement corrective action such that the concrete meets specification.

- .1 If the corrective action fails to increase the concrete consistency, the Consultant shall notify the client, contractor, and concrete supplier, in writing informing them of the deficiency. At this time the Consultant reserves the right to suspend work on behalf of the client until the contractor can return the concrete to specification.
- .5 If a series of concrete compressive tests fail to meet global minimums after curing, the Consultant reserves the right to enforce any of the following remedial actions
  - .1 The Consultant may request, at the option of the client, that concrete samples be retrieved from the site for third party testing. If the concrete samples pass the mandated test, the cost of additional testing shall be carried by the client. If the concrete fails the testing, the cost shall be carried by the contractor.
  - .2 The Consultant may, at the option of the client, instruct the full or partial demolition of the arena floor. The demolished section shall be carried by the contractor.

## 2.7 Ice Rink Floor Specific Requirements

- .1 The Contractor is responsible for:
  - .1 Completion the Work in conjunction with the Owner and the Dasher Board installer and the Automation Contractor.
  - .2 Removal and disposal of construction waste.
  - .3 All permits where applicable.
  - .4 Supply and install all required building materials.
  - .5 All required demolition and material removals to provide a new floor installation, including removing the existing concrete, piping, supports, insulation, boards and glass, header pipes, and other equipment as required.
    - .1 Contractor is responsible for pumping out and disposing of the existing cold floor refrigerant. Existing facility equipment is not to be used for the pump-out. Provide proof of disposal once completed to the Consultant.
- .2 Work to be coordinated with the Owner, as well as the other contractors working in parallel at the facility.
- .3 The Consultant shall be present to witness the pressure testing of the warm and cold floor piping systems, and shall be notified by the



Contractor at least one-month in advance of the testing date. The Consultant shall also be present to review the completed floor assembly. Any modifications to the assembly deemed necessary at the Consultant's sole discretion must be rectified prior to the concrete pour.

- .1 Any deficiencies in the installation, prior to pour and testing, noted by the Contractor shall be reported to the Owner and Consultant prior to the inspection. After these items have been rectified, the Consultant will perform an inspection of the ice rink floor system work prior to the concrete pour and testing as part of an independent performance commissioning.
- .2 Any subsequent inspections required as a result of incomplete or deficient work shall be at the cost of the Contractor (\$950 per Consultant inspector).
- .4 Contractor to ensure proper site conditions prior to pouring and during the pour, this includes but is not limited to:
  - .1 Ensuring all workers, of the contractor or subcontractor, are using CO chest sensors or actively monitoring CO throughout the pour zone. Should CO levels rise above the safe limit, the Contractor is to inform the Owner and Consultant while taking immediate corrective action.
  - .2 Contractor is solely responsible for actively maintaining the zone temperature during the pour within a range of 59°F to 68°F to ensure proper pouring and curing.
- .5 Contractor to connect to the existing sub-floor drain. All required pipes, fittings, and connectors are to be included.
- .6 Dasher board anchors shall be installed prior to concrete pour by others, to be coordinated by the Contractor.
  - .1 Dasher board installer must provide all mount and goal post hole locations.
- .7 The Contractor is responsible for all preparations required for the installation of the rink floor and cold slab assembly as specified, including but not limited to:
  - .1 All geotechnical and concrete engineering work. Reports to be provided to the consultant withing 5 working days of inspections.
  - .2 Sub-base inspection.
  - .3 Sand sub-floor compaction inspection.
  - .4 Rink floor concrete mix design, including required admixtures.
  - .5 Overlay concrete for curved section of floor at header trench.

- .6 All structural work and inspections, including:
  - .1 Header trench wall, interface with new slab, and header trench cover supports.
- .7 All excavation required to install the cold slab system. The top of the cold slab is to be flush with the existing perimeter slab and the total cold slab system cross-section is 16". Cap all drainage holes in the header trench during construction. Remove caps upon completion.
- .8 Piping installed in public spaces shall be located inside a metallic mesh cage to prevent damage and unauthorized access.

2.8 Additional Rink Scope Items

- .1 Provide rental refrigeration system connections as detailed on the design drawings.
- .2 Supply and install a new charge of glycol for the two (2) rink cold floor.
  - .1 Contractor to carry all procurement, transportation, testing, and labour required to provide the glycol charge.
  - .2 Fluid: 40% Ethylene Glycol, including all required additives and inhibitors
  - .3 After charging of the system, the Contractor is required to adjust the concentration to the desired amount. Testing must be completed demonstrating that the required concentration has been achieved. Provide all testing reports to the Consultant.
  - .4 Standard of Acceptance: DOW Chemical's Ambitrol FL40, or equivalent.
- .3 Any electrical or fire alarm shutdowns required by the Contractor for the scope of work must be approved by the Owner two (2) weeks prior to being performed for coordination purposes.
- .4 The contractor is to provide two (2) cold floor testing reports for the glycol charges after each rink has been changed with glycol and prior to start-up. This is to verify the fluid properties and concentration.
- .5 All valves and controls should be located at ergonomic heights unless technically unfeasible.
- .6 Contractor to provide structural steel support members as required for hanging equipment and pipes.

- .7 Cutting, patching, sleeving, sealing, and fireproofing of floor, wall and ceiling necessary for all delivery and installation of refrigeration system shall be provided by the contractor.
- .8 The contractor shall install dust enclosures while performing work in occupied facility zones, which generates large amounts of particulates.
- .9 The contractor shall carry the cost of all piping, valves, fittings, and adaptors required to make a fully functional system as outlined in the specification herein, even if not specifically mentioned.
- .10 Site cleanup and removal of construction/demolition debris is the responsibility of the contractor.
- .11 Contractor shall seal all building penetrations created/modified under the scope of this contract with a watertight sealant; the penetration shall be painted to match the surrounding building finishes.
- .12 The contractor shall provide all required fluids required for a fully functional and operational system including:
  - .1 Glycol Charge (40%) for Rink floors
- .13 All equipment installations must be constructed in conformance with all local, state, and national code. Any additional requirements from the latest codes and standards supersede any requirements as written in this document.
- .14 All equipment shall be installed such that it meets or exceeds the manufacturer's recommended installation practices and requirements.
- .15 Prior to commencing work the contractor shall determine the location of any utility entrances (power, water, sewer), which may interfere with carrying out this work. This shall be done in conjunction with the utility companies, and shall be at the cost of the contractor.
- .16 Contractor must pay for all local inspections, approvals, and permits as required for the refrigeration plant replacement project.
- .17 Contractor to coordinate with Automation Contractor for the installation of the floor slab temperature sensors.
- .18 Contractor to coordinate with the Boards & Glass Contractor for the placement and installation of the cast in place anchors

PART 3 – WATER PIPING

3.1 Water Piping General  
Comments

- .1 All work of this Division shall be coordinated and provided by the Mechanical Contractor.
- .2 All materials shall be first class and new.
- .3 The Mechanical Contractor shall work with the facility, and the Consultant to provide completed hydronic piping in a timely manner.
- .4 The work of this Division shall be as required by the Specifications and Schematic.
- .5 If the Contractor believes there are conflicts or missing information in the project documents, the Contractor shall promptly request clarification and instruction from the Consultant.

3.2 Water Piping  
Definitions

- .1 Water Piping: Piping which contains water (or a glycol mixture) for the purpose of distribution to loads.
- .2 Mechanical Contractor (or Contractor): The Contractor responsible for supply and installation of all water piping components and requirements as specified.

3.3 Water Piping  
Description

- .1 The supply and installation of piping, labeling, identification and insulation as outlined.
- .2 The work shall consist of the provision of all labour, materials, tools, equipment, testing, commissioning, training services, transportation, shipping, handling, administration, supervision, management, insurance, temporary protection, cleaning, cutting and patching, warranties, services, and items, even though these may not be specifically mentioned in this documents which are required for the complete, fully functional and commissioned water piping system.
- .3 Provide a complete, neat and workmanlike installation. Use only manufacturers and employees who are skilled, experienced, trained, and familiar with the specific equipment, software, standards and configurations to be provided for this Project.
- .4 Manage and coordinate the work in a timely manner in consideration of the Project schedules. Coordinate with the associated work of other trades so as to not impede or delay the work of associated trades.

3.4 Water Piping Quality Assurance

- .1 General
  - .1 The Contractor shall be a recognized national supplier, installer and service provider for water piping.
  - .2 As part of Risk Management and evidence and assurance of the contractor's ability to support the Owner's system with service and parts, the Contractor must have been in the business for at least the last ten (10) years and have successfully completed a total of ten (10) piping systems in the preceding five (5) years.
- .2 Workplace Safety and Hazardous Materials
  - .1 Provide a safety program in compliance with the Contract Documents.
  - .2 The Contractor shall have a corporately certified comprehensive Safety Certification Manual and a designated Safety Supervisor for the Project.
  - .3 The Contractor and its employees and subtrades comply with federal, state and local safety regulations.
  - .4 The Contractor shall ensure that all subcontractors and employees have written safety programs in place that covers their scope of work, and that their employees receive the training required by the Health and Safety Commission in the jurisdiction for at least each topic listed in the Safety Certification Manual.
  - .5 Hazards created by the Contractor or its subcontractors shall be eliminated before any further work proceeds.
  - .6 Hazards observed but not created by the Contractor or its subcontractors shall be reported to either the Consultant or the Owner within the same day. The Contractor shall be required to avoid the hazard area until the hazard has been eliminated.
  - .7 The Contractor shall sign and date a safety certification form prior to any work being performed, stating that the Contractors' company is in full compliance with the Project safety requirements.
  - .8 The Contractor's safety program shall include written policy and arrangements for the handling, storage and management of all hazardous materials to be used in the work in compliance with the requirements of the Authorities Having Jurisdiction at the Project site.
  - .9 The Contractor's employees and subcontractor's staff shall have received training as applicable in the use of hazardous materials and shall govern their actions accordingly.

.3 Quality Management Program

- .1 Designate a competent and experienced employee to provide Project Management. The designated Project Manager shall be empowered to make technical, scheduling and related decisions on behalf of the Contractor. At minimum, the Project Manager shall:
  - .1 Manage the scheduling of the work to ensure that adequate materials, labour and other resources are available as needed.
  - .2 Manage the financial aspects of the Contract.
  - .3 Coordinate as necessary with other trades.
  - .4 Be responsible for the work and actions of the workforce on site.

3.5 Water Piping Codes and Standards

- .1 Contractor to comply with all codes and standards applicable to this type of work, including;
  - .1 ASME B31.9 Building Service Piping
  - .2 ASME Boiler and Pressure Vessel Code
  - .3 Local, State and National Building Codes
  - .4 ASHRAE Standards
  - .5 OSHA Regulations
- .2 In the case of conflicts or discrepancies, the more stringent regulation shall apply.
- .3 All work shall meet the approval of the Authorities Having Jurisdiction at the project site.

3.6 Water Piping Record Documentation

- .1 Provide two (2) paper copies and one (1) electronic copy of as-built water piping schematics and layouts for all installed piping covered under this contract.
- .2 Manual shall be bound in 3 ring binders and contain, as a minimum, the following:
  - .1 System operation and maintenance instructions, troubleshooting guidelines and operating log.
  - .2 Safety bulletins and material safety data sheets.
  - .3 Equipment operation and maintenance instructions.
  - .4 Signed Dept. of Labour (or equivalent) Pressure Tests Data Reports
  - .5 Shop drawings of all supplied equipment
- .3 As-built drawings shall contain, typical piping layout, material details, piping connection details, and any additional pertinent details regarding the piping.

3.7 Water Piping  
Warranty

- .1 Standard Material and Labour Warranty:
  - .1 The Contractor shall provide a one-year labour and material warranty from the date of substantial completion on the water piping system including all valves and fittings.
  - .2 If within twelve (12) months from the date of acceptance of product, upon written notice from the owner, any portion of the Water Piping system is found to be defective in operation, workmanship or materials, it shall be replaced, repaired or adjusted at the option of the Contractor and at the cost of the Contractor.

3.8 Water Piping Scope of  
Work

- .1 Piping shall conform to ASME B31.9 Building Service Piping.
- .2 Piping shall be as follows
  - .1 All Glycol and Water Piping
    - .1 Up to 1 1/2" IPS
      - .1 Schedule 40 ERW OR
      - .2 Schedule 40 Seamless Black Steel Pipe With 150 LB Threaded, OR
      - .3 Schedule 40 3M Socket Weld
    - .2 2" IPS and up
      - .1 Schedule 40 ERW Black Steel Pipe with Standard Butt Weld Fittings,
  - .3 Pipe fittings shall be as follows
    - .1 Steel Piping
      - .1 Flanges ANSI & RF
        - .1 ASTM A105
        - .2 Pressure Rating to Match Design Working Pressure
      - .2 Up to 1 1/2" IPS
        - .1 Threaded – Forged Steel, ASTM A105, 3000 LBS
        - .2 Socket Weld – Forged Steel, ASTM A105, 3000 LBS
        - .3 Butt Weld – Carbon Steel, ASTM SA-234-WPB E.H.
      - .3 2" and Up
        - .1 Socket Weld – Forged Steel, ASTM A105, 3000 LBS
        - .2 Butt Weld – Carbon Steel, ASTM SA-234-WPB STD
    - .2 Copper Piping
      - .1 Up to 4"
        - .1 Join using lead free solder suitable for domestic water system in conformance with ASTM B52 Gr 50A.
        - .2 ATSM B88.
        - .3 Any connections to dissimilar metals to include dielectric union.

.4 Piping shall be identified as per Owner’s Current Labeling Standards. In the event that no standard is currently in place, labeling shall be as follows.

- .1 Labeling body shall be Black on Safety Yellow
- .2 Labeling shall indicate flow of water
- .3 Label Size, text height and placement should conform to ASME A13.1
  - .1 Labels shall be adjacent to all valves and flanges
  - .2 Adjacent to all changes of direction
  - .3 On both sides of a wall or floor penetration
  - .4 At regular intervals on straight runs (maximum 50 feet spacing)

.4 Label Size, and Letter Size

Outside Pipe Diameter, including insulation (in.)	Minimum Label Length (in.)	Minimum Letter Height (in.)
< 1.25	8	0.5
1.5 – 2	8	0.75
2.5 – 6	12	1.25
8 – 10	24	2.5
> 10	32	3.5

.5 All insulated field fabricated steel piping shall be painted with a rust resistant primer prior to painting and insulation.

- .1 Standard of Acceptance: Polyguard RG-2400 Primer, or approved equivalent.

.6 To further protect the piping system, the piping shall be painted.

- .1 Colors shall match existing color scheme currently utilized at the facility. If no color scheme is present, the following shall be used
  - .1 Light Blue            Cold Glycol
  - .2 Dark Blue            Warm Glycol
  - .3 Green                 Domestic Hot and Cold Water

.7 Piping shall be supported as follows

Nominal Diameter Pipe NPS (in.)	Recommended Spacing Between Hangers (ft.)	Minimum Rod Size (in.)
1/2	7	3/8
3/4	7	3/8
1	7	3/8
1-1/2	9	3/8



2	10	3/8
2-1/2	11	1/2
3	12	1/2
4	14	5/8
6	17	3/4
8	19	3/4
10	22	7/8
12	23	7/8
14	25	1
16	27	1
18	28	1
20	30	1-1/4
24	32	1-1/4

- .8 Pipe hangers must include rubber lining on the inside of the clamp to prevent pipe wear, unless the pipe is insulated.
- .9 Mechanical system shut-off valves:
  - .1 All hand shutoff valves shall be ball valves or butterfly valves.
  - .2 Valve type used:
    - .1 ¼" to 2", threaded full port ball valves
    - .2 2 ½" to 8", full lug type butterfly valves
  - .3 Ball valves to be two (2) piece construction with bronze or steel body, stainless steel ball and manual lever actuator with stem extension. Ball valves to have a rated working pressure of 600 PSIG.
  - .4 Butterfly valves to be full lug style and constructed with ductile iron body, ductile iron nickel plated disc, stainless steel shaft, and BUNA-N seat. Butterfly valve to have rated working pressure of 225 PSIG.
- .10 Valve flow coefficient shall be, at minimum, as per the following. Pressure drop across any fully open valve shall be at maximum 1.5 psi.

Pipe Size (in.)	CV
1-1/2	45
2	75
2-1/2	140
3	240
4	400
5	700

6	1000
8	2100
10	3100
12	4500

.11 Glycol Piping Insulation

- .1 Temperature range: Any
- .2 Insulation Type: Polyiso
- .3 Thickness: 1"
- .4 Jacket Type: PVC
  - .1 Single piece, pre-curved for insulation thickness

.12 Water Piping Insulation

- .1 Temperature range: Any
- .2 Insulation Type: Polyiso
- .3 Thickness: 1"
- .4 Jacket Type: PVC
  - .1 Single piece, pre-curved for insulation thickness

.13 Unless otherwise indicated, all materials must be new, first quality and approved by at least one of the following organizations: ULC, ARI, AMCA, ASME or any other body with jurisdiction in the area concerned.

.14 Piping system test pressures:

- .1 All new piping to be pressure tested. Provide all test results to Owner upon completion.
- .2 Type of test: Hydronic
- .3 Cold Glycol System: 80 PSI.
- .4 Warm Glycol System: 100 PSI.

3.9 Specific Requirements

- .1 The proponent is responsible for:
  - .1 All pipe, valves and fittings shall be installed as per Local, State, and National Code.
  - .2 Construction is to be completed in conjunction with owner.

3.10 Installation Practices

- .1 All piping shall be installed as per manufacturer's specifications in accordance with ASME B31.9 as required.
- .2 All piping shall be installed straight and true, and parallel to all walls.
- .3 All valves and controls should be located at ergonomic heights unless technically unfeasible.

- .4 All valves shall be tagged with identification tags, and a reference key identifying each valve shall be provided with the as-built drawings.
- .5 Piping shall be installed as per the drawings package.
- .6 Piping installed in public spaces shall be located inside a metallic mesh cage to prevent damage and unauthorized access.

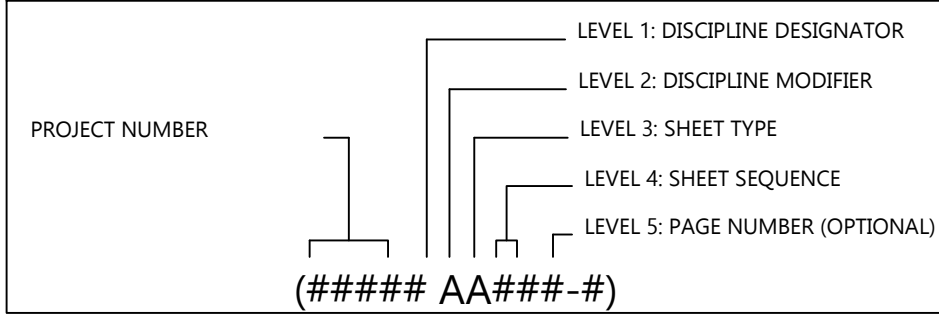
## **Appendix B**

Contract Drawing Package



WWW.IBSTOREY.COM

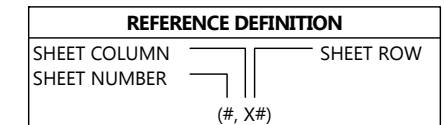
**IBS DRAWING SHEET DEFINITION**



LEVEL 1 DISCIPLINE DESIGNATOR		LEVEL 2 DISCIPLINE MODIFIER		LEVEL 3 SHEET TYPE		LEVEL 4 SHEET SEQUENCE	
A	ARCHITECTURAL	-	MODIFIER NOT USED	0	GENERAL	01-99	SEQUENTIAL VALUE
B	GEOTECHNICAL	M	B BOARDS & GLASS	1	PLANS	ODD	DISTINCT DRAWINGS
C	CIVIL	D	DEMOLITION	2	ELEVATIONS	EVEN	MIRROR DRAWINGS
D	PROCESS	H	HVAC	3	SECTIONS		
E	ELECTRICAL	I	INSTRUMENTATION	4	LARGE-SCALE VIEWS		
F	FIRE PROTECTION	P	PIPING	5	DETAILS		
H	HAZARDOUS MATERIALS	R	RINK FLOOR	6	SCHEDULES & DIAGRAMS		
I	INTERIORS			7	COORDINATION		
L	LANDSCAPE			8	DESIGN STANDARD		
M	MECHANICAL			9	3D REPRESENTATIONS		
O	OPERATIONS						
P	PLUMBING						
Q	EQUIPMENT						
R	RESOURCE						
S	STRUCTURAL						
T	TELECOMMUNICATIONS						
V	SURVEY/MAPPING						
W	DISTRIBUTED ENERGY						
X	OTHER DISCIPLINES						
Z	CONTRACTOR/SHOP DRAWINGS						

REVISION LOG				
DRAWING #	DRAWING NAME	VER:	ISSUED FOR:	DATE
24009 MR103	RINK FLOOR LAYOUT	VER: 1.0	ISSUED FOR TENDER	21-NOV-24
24009 MR403	RINK FLOOR LARGE-SCALE VIEWS	VER: 1.0	ISSUED FOR TENDER	21-NOV-24
24009 MR505	RINK FLOOR DETAILS	VER: 1.0	ISSUED FOR TENDER	21-NOV-24
IBSDS M-815	RENTAL CHILLER DESIGN STANDARD	VER: 4.0	ISSUED FOR TENDER	27-MAR-24

**NOTES**



**COPYRIGHT AND DISCLAIMER**

THIS WORK IS THE SOLE PROPERTY OF I.B. STOREY INC AND IS INTENDED SOLELY FOR THE INFORMATION OF THE CLIENT. ALL RIGHTS RESERVED. THE WORK MAY NOT BE REPRODUCED OR DISTRIBUTED, WHOLE OR IN PART, WITHOUT THE PRIOR WRITTEN PERMISSION OF I.B. STOREY INC. THIS DOCUMENT MAY NOT BE USED FOR ANY OTHER PROJECTS OR WITHOUT INVOLVEMENT OF I.B. STOREY INC. ANY USE WHICH A THIRD PARTY MAKES OF THE WORK, OR ANY RELIANCE ON OR DECISIONS TO BE MADE BASED ON IT, ARE THE RESPONSIBILITY OF SUCH THIRD PARTIES.

**- NOT FOR CONSTRUCTION -  
CONFIDENTIAL & PROPRIETARY**

VER #	REVISIONS	DATE	BY
1.0	ISSUED FOR TENDER	21-NOV-24	H.A.



CHARLOTTETOWN PE  
VAUGHAN ON  
REDINGTON SHORES FL  
PLANO TX


WWW.IBSTOREY.COM

STAMP

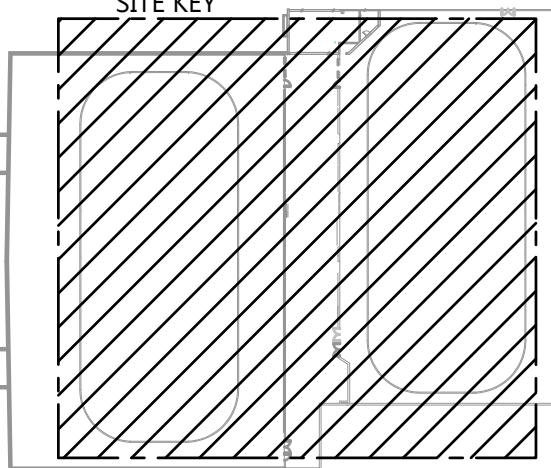
<b>DRAWING NUMBER</b> 24009 PKG07	
<b>DRAWING NAME</b> TP7 - NEW FLOOR CONSTRUCTION & POUR	
<b>CLIENT</b> SPRINGFIELD PARK DISTRICT	
<b>PROJECT</b> SPRINGFIELD - PLANT REPLACEMENT	
<b>DRAWN BY</b> H.AKAR	<b>CHECKED BY</b> J.RITCHIE
<b>DATE</b> 21-NOV-24	<b>REVISION</b> 1.0
<b>SHEET SIZE</b> C	<b>SHEET NO.</b> 1 OF 1

TP7 - NEW FLOOR CONSTRUCTION & POUR

24009 PKG07



SITE KEY



**NOTE:**

- ALL MEASUREMENTS ARE APPROXIMATE AND ARE TO BE CONFIRMED ON SITE.
- CONTRACTOR TO CONFIRM EXISTING PLUMBING PIPING PATH TO AVOID PIPING CONFLICT.
- THE PIPING INSULATION THICKNESS IS 1".
- PIPING INSTALLED IN PUBLIC SPACES SHALL BE LOCATED INSIDE A METALLIC MESH CAGE TO PREVENT DAMAGE AND UNAUTHORIZED ACCESS.
- RINK 2 RENTAL CHILLER CONNECTIONS TO BE INSTALLED BY CONTRACTOR OF THIS SCOPE.
- REFER TO IBSDS M-815 FOR RENTAL CHILLER CONNECTION DETAILS

**NOTES**

---	NEW
---	EXISTING

REFERENCE DEFINITION	
SHEET COLUMN	SHEET ROW
SHEET NUMBER	(#, X#)

**COPYRIGHT AND DISCLAIMER**

THIS WORK IS THE SOLE PROPERTY OF I.B. STOREY INC AND IS INTENDED SOLELY FOR THE INFORMATION OF THE CLIENT. ALL RIGHTS RESERVED. THE WORK MAY NOT BE REPRODUCED OR DISTRIBUTED, WHOLE OR IN PART, WITHOUT THE PRIOR WRITTEN PERMISSION OF I.B. STOREY INC. THIS DOCUMENT MAY NOT BE USED FOR ANY OTHER PROJECTS OR WITHOUT INVOLVEMENT OF I.B. STOREY INC. ANY USE WHICH A THIRD PARTY MAKES OF THE WORK, OR ANY RELIANCE ON OR DECISIONS TO BE MADE BASED ON IT, ARE THE RESPONSIBILITY OF SUCH THIRD PARTIES.

**- NOT FOR CONSTRUCTION -**  
*CONFIDENTIAL & PROPRIETARY*

1.0	ISSUED FOR TENDER	21-NOV-24	V.K.
VER #	REVISIONS	DATE	BY



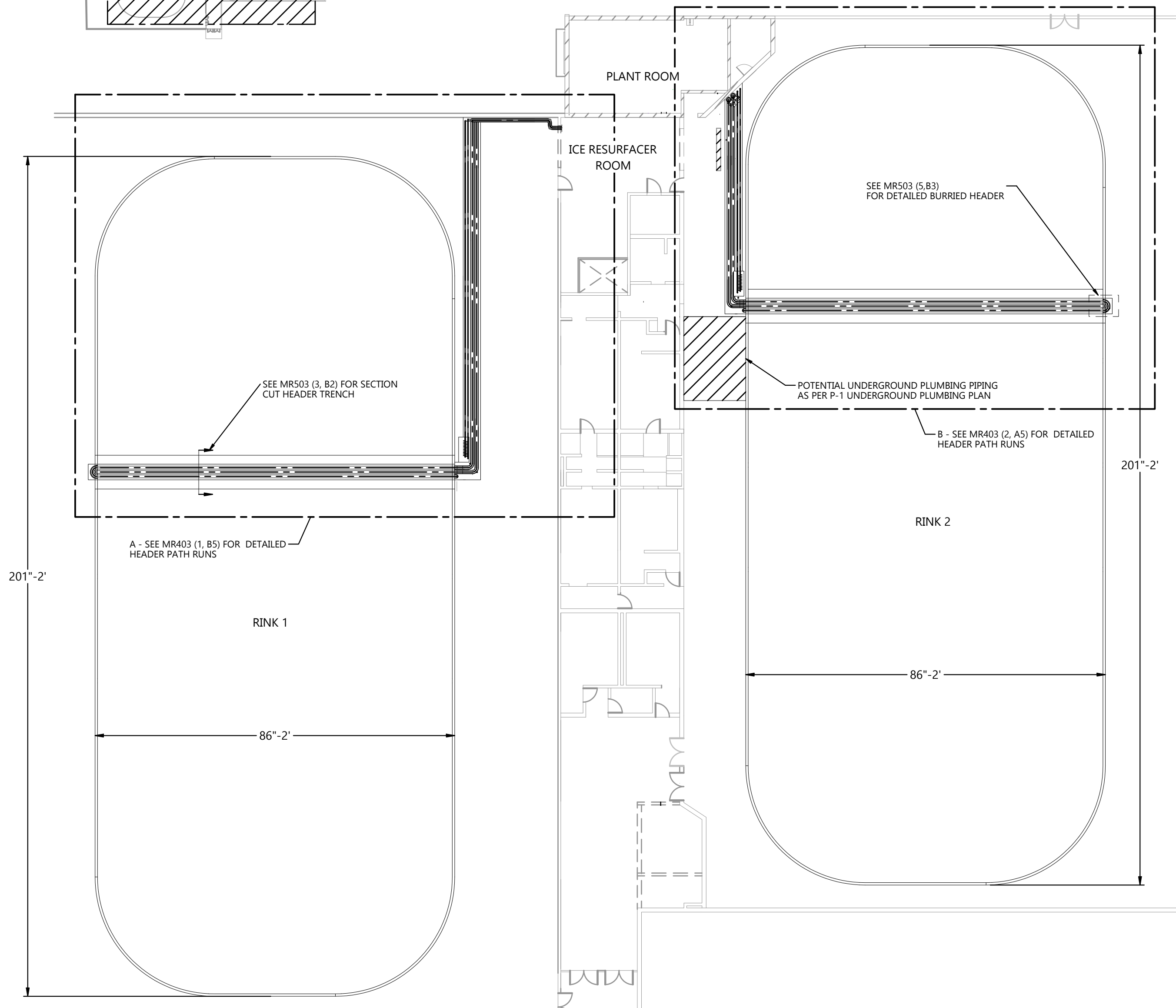
CHARLOTTETOWN PE  
VAUGHAN ON  
REDINGTON SHORES FL  
PLANO TX

WWW.IBSTOREY.COM

STAMP

<b>DRAWING NUMBER</b> 24009 MR103	
<b>DRAWING NAME</b> RINK FLOOR LAYOUT	
<b>CLIENT</b> SPRINGFIELD PARK DISTRICT	
<b>PROJECT</b> SPRINGFIELD - PLANT REPLACEMENT	
<b>DRAWN BY</b> V.KOFANOV	<b>CHECKED BY</b> J. RITCHIE
<b>DATE</b> 21-NOV-24	<b>REVISION</b> 2.0
<b>SHEET SIZE</b> C	<b>SHEET NO.</b> 1 OF 1

24009 MR103



**RINK HEADER LAYOUT**  
SCALE 1"=20'

A

B

C

D

E

A

B

C

D

E

1

2

3

4

5


1

2

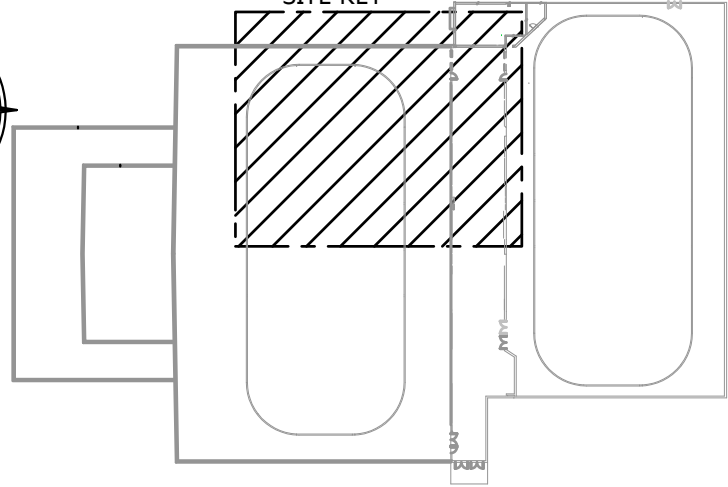
3

4

5



SITE KEY



**NOTE:**

- ALL MEASUREMENTS ARE APPROXIMATE AND ARE TO BE CONFIRMED ON SITE.
- CONTRACTOR TO CONFIRM EXISTING PLUMBING PIPING PATH TO AVOID PIPING CONFLICT.
- THE PIPING INSULATION THICKNESS IS 1".
- PIPING INSTALLED IN PUBLIC SPACES SHALL BE LOCATED INSIDE A METALLIC MESH CAGE TO PREVENT DAMAGE AND UNAUTHORIZED ACCESS.
- RINK 2 RENTAL CHILLER CONNECTIONS TO BE INSTALLED BY CONTRACTOR OF THIS SCOPE.
- REFER TO IBSDS M-815 FOR RENTAL CHILLER CONNECTION DETAILS

**NOTES**

---	NEW
---	EXISTING

REFERENCE DEFINITION	
SHEET COLUMN	SHEET ROW
SHEET NUMBER	(#, X#)

**COPYRIGHT AND DISCLAIMER**  
 THIS WORK IS THE SOLE PROPERTY OF I.B. STOREY INC AND IS INTENDED SOLELY FOR THE INFORMATION OF THE CLIENT. ALL RIGHTS RESERVED. THE WORK MAY NOT BE REPRODUCED OR DISTRIBUTED, WHOLE OR IN PART, WITHOUT THE PRIOR WRITTEN PERMISSION OF I.B. STOREY INC.  
 THIS DOCUMENT MAY NOT BE USED FOR ANY OTHER PROJECTS OR WITHOUT INVOLVEMENT OF I.B. STOREY INC. ANY USE WHICH A THIRD PARTY MAKES OF THE WORK, OR ANY RELIANCE ON OR DECISIONS TO BE MADE BASED ON IT, ARE THE RESPONSIBILITY OF SUCH THIRD PARTIES.

**- NOT FOR CONSTRUCTION -**  
**CONFIDENTIAL & PROPRIETARY**

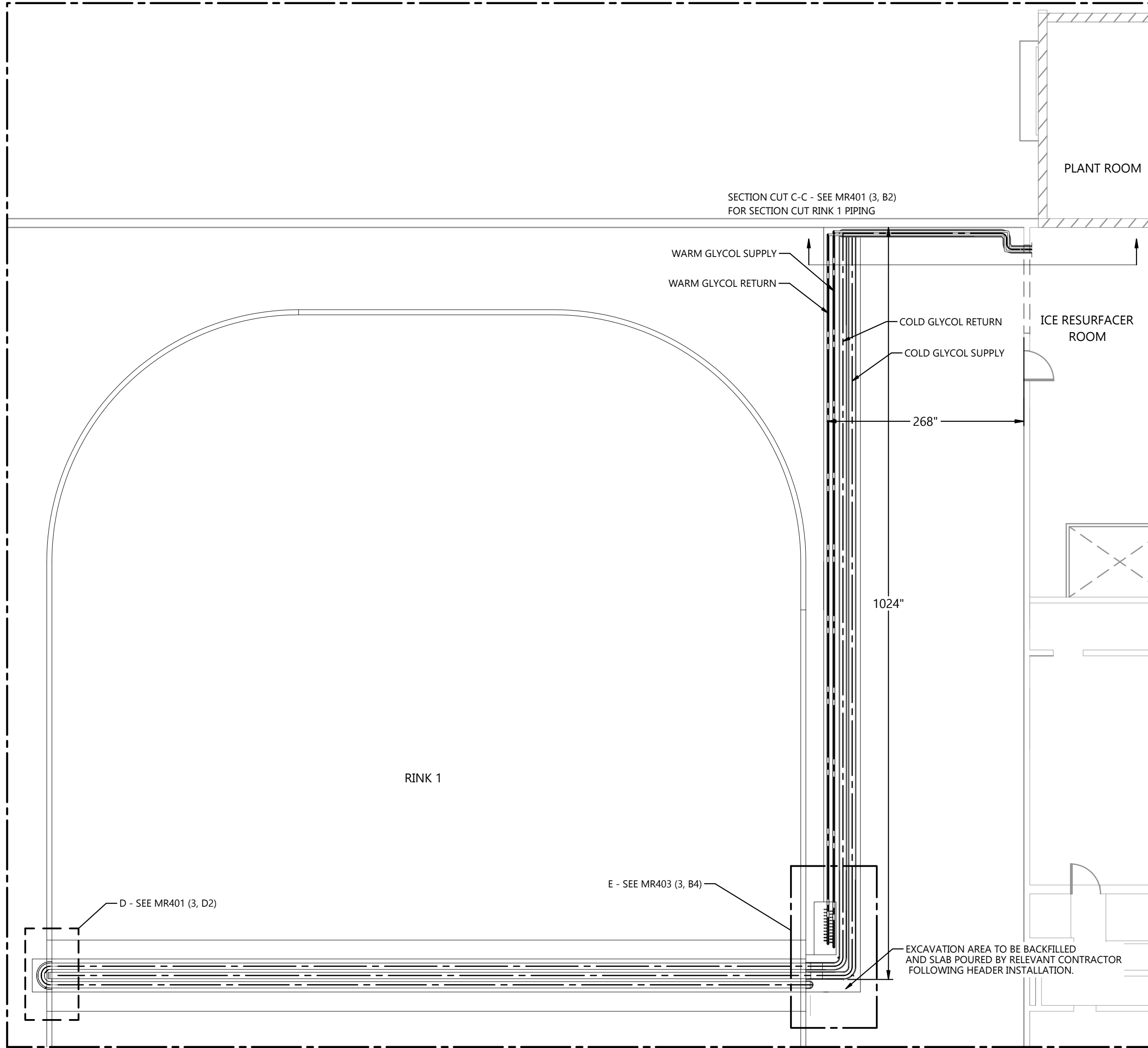
1.0	ISSUED FOR TENDER	21-NOV-24	V.K.
VER #	REVISIONS	DATE	BY



CHARLOTTETOWN PE  
 VAUGHAN ON  
 REDINGTON SHORES FL  
 PLANO TX

WWW.IBSTOREY.COM

STAMP			
DRAWING NUMBER 24009 MR403			
DRAWING NAME RINK FLOOR LARGE-SCALE VIEWS			
CLIENT SPRINGFIELD PARK DISTRICT			
PROJECT SPRINGFIELD - PLANT REPLACEMENT			
DRAWN BY V.KOFANOV		CHECKED BY J. RITCHIE	
DATE 21-NOV-24		REVISION 1.0	
SHEET SIZE C		SHEET NO. 1 OF 3	



**DETAIL A (MR101, 1, B3) EXCAVATION & HEADER PATH RUNS**  
 SCALE 1"=10'

24009 MR403


1

2

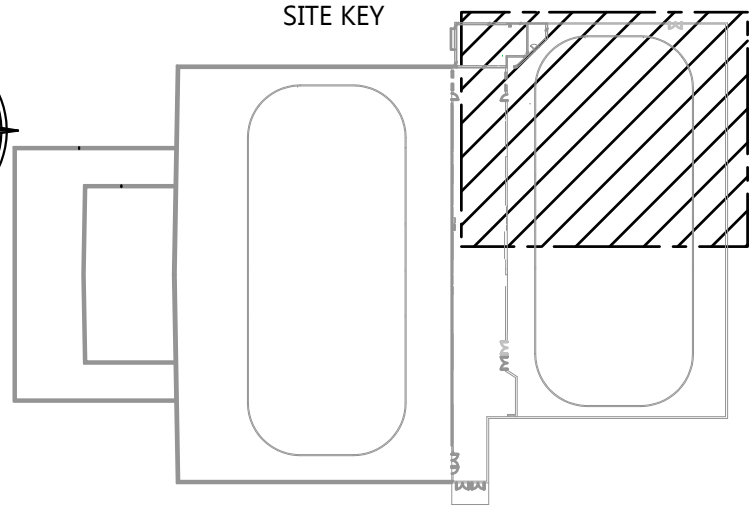
3

4

5



SITE KEY



**NOTE:**

- ALL MEASUREMENTS ARE APPROXIMATE AND ARE TO BE CONFIRMED ON SITE.
- CONTRACTOR TO CONFIRM EXISTING PLUMBING PIPING PATH TO AVOID PIPING CONFLICT.
- THE PIPING INSULATION THICKNESS IS 1".
- PIPING INSTALLED IN PUBLIC SPACES SHALL BE LOCATED INSIDE A METALLIC MESH CAGE TO PREVENT DAMAGE AND UNAUTHORIZED ACCESS.
- RINK 2 RENTAL CHILLER CONNECTIONS TO BE INSTALLED BY CONTRACTOR OF THIS SCOPE. REFER TO IBSDS M-815 FOR RENTAL CHILLER CONNECTION DETAILS

**NOTES**

---	NEW
---	EXISTING

REFERENCE DEFINITION	
SHEET COLUMN	SHEET ROW
(#, X#)	

**COPYRIGHT AND DISCLAIMER**  
 THIS WORK IS THE SOLE PROPERTY OF I.B. STOREY INC AND IS INTENDED SOLELY FOR THE INFORMATION OF THE CLIENT. ALL RIGHTS RESERVED. THE WORK MAY NOT BE REPRODUCED OR DISTRIBUTED, WHOLE OR IN PART, WITHOUT THE PRIOR WRITTEN PERMISSION OF I.B. STOREY INC.  
 THIS DOCUMENT MAY NOT BE USED FOR ANY OTHER PROJECTS OR WITHOUT INVOLVEMENT OF I.B. STOREY INC. ANY USE WHICH A THIRD PARTY MAKES OF THE WORK, OR ANY RELIANCE ON OR DECISIONS TO BE MADE BASED ON IT, ARE THE RESPONSIBILITY OF SUCH THIRD PARTIES.

**- NOT FOR CONSTRUCTION -**  
**CONFIDENTIAL & PROPRIETARY**

1.0	ISSUED FOR TENDER	21-NOV-24	V.K.
VER #	REVISIONS	DATE	BY

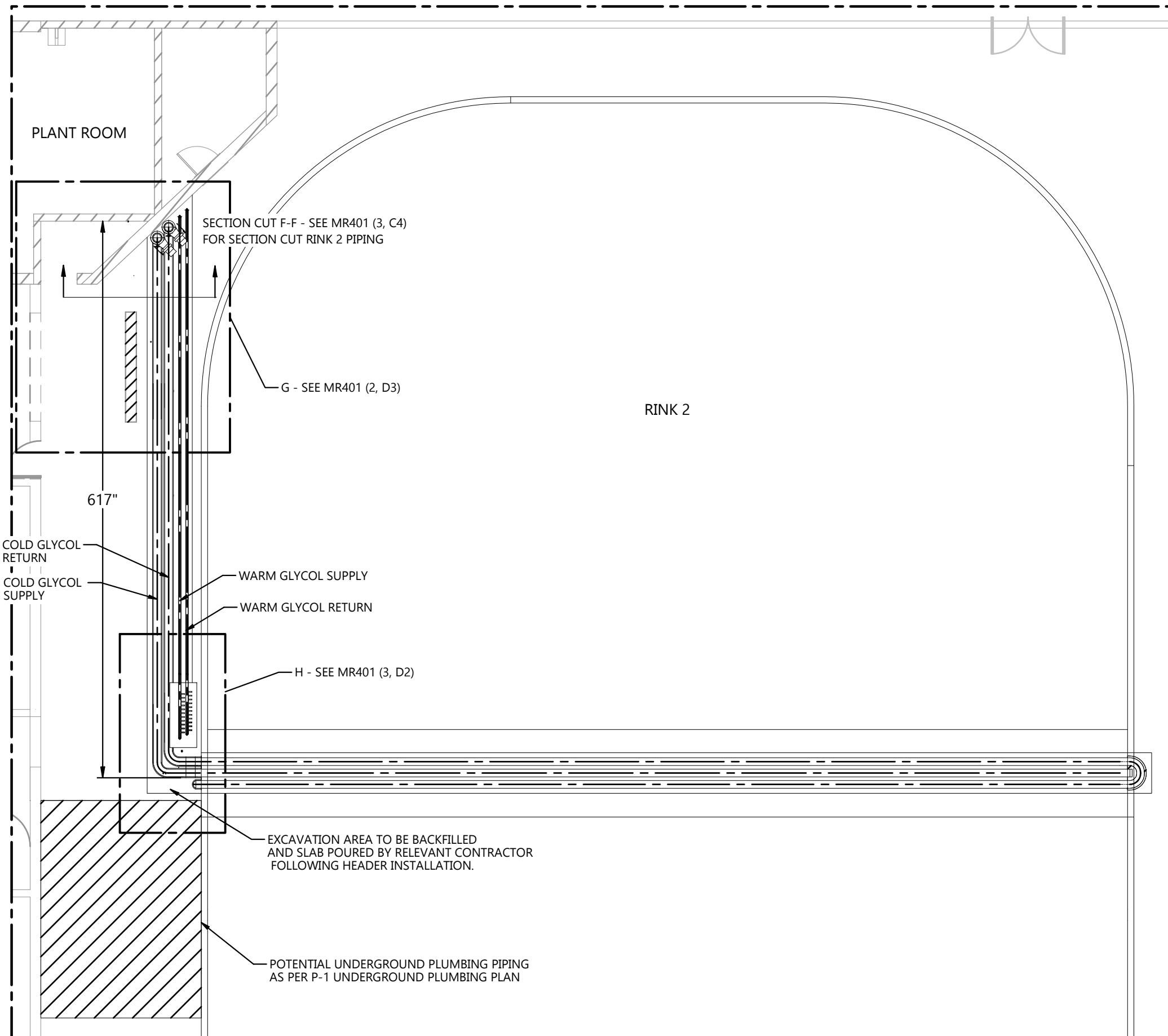


CHARLOTTETOWN PE  
 VAUGHAN ON  
 REDINGTON SHORES FL  
 PLANO TX

WWW.IBSTOREY.COM

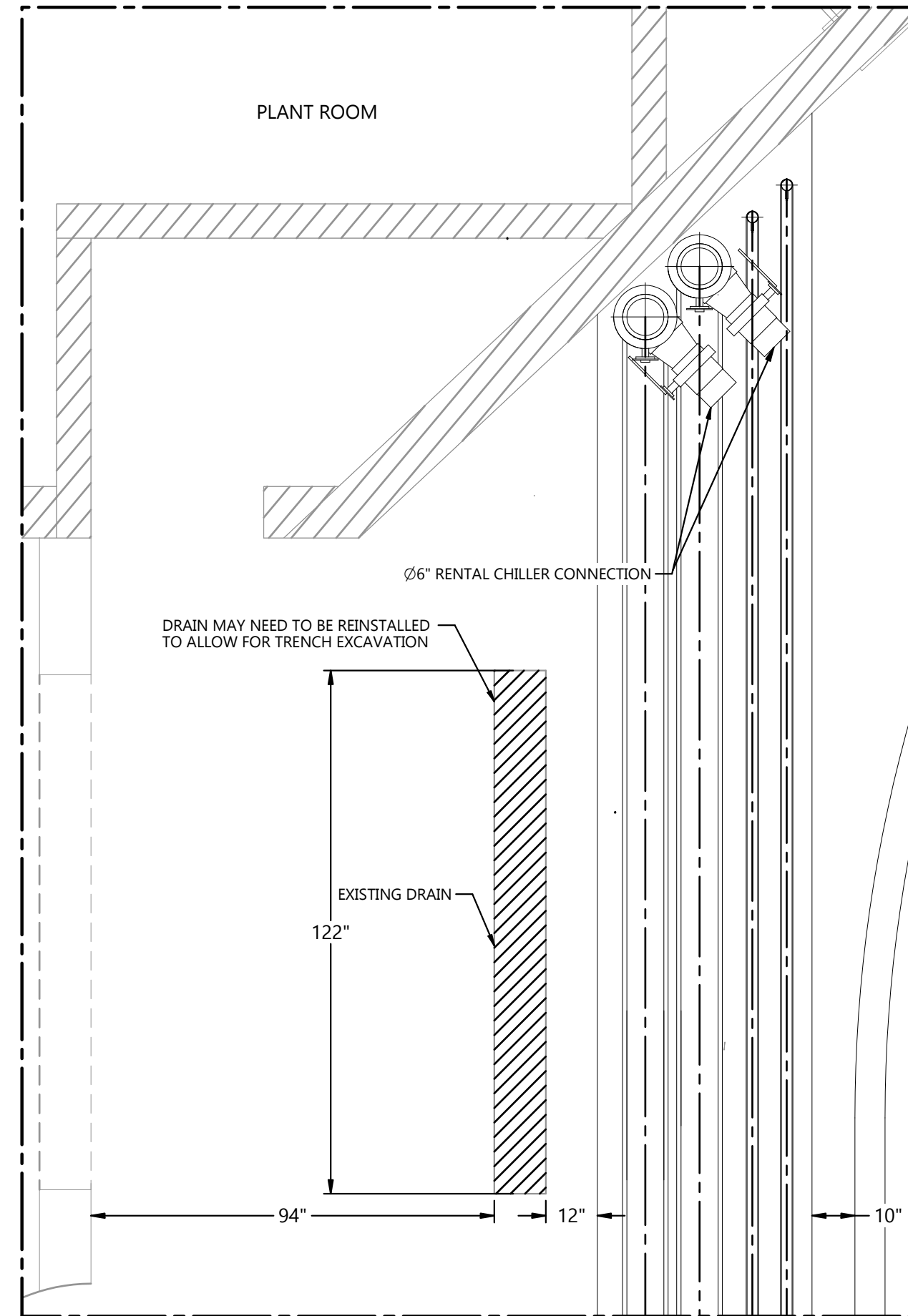
STAMP

<b>DRAWING NUMBER</b>	
24009 MR403	
<b>DRAWING NAME</b>	
RINK FLOOR LARGE-SCALE VIEWS	
<b>CLIENT</b>	
SPRINGFIELD PARK DISTRICT	
<b>PROJECT</b>	
SPRINGFIELD - PLANT REPLACEMENT	
<b>DRAWN BY</b>	<b>CHECKED BY</b>
V.KOFANOV	J. RITCHIE
<b>DATE</b>	<b>REVISION</b>
21-NOV-24	1.0
<b>SHEET SIZE</b>	<b>SHEET NO.</b>
C	2 OF 3



**DETAIL B (MR101, 1, C3) HEADER PATH RUNS**

SCALE 1"=10'



**DETAIL G (MR101, 2, A3) HEADER PATH RUNS**

SCALE 3/8"=1'-0"

24009 MR403

1

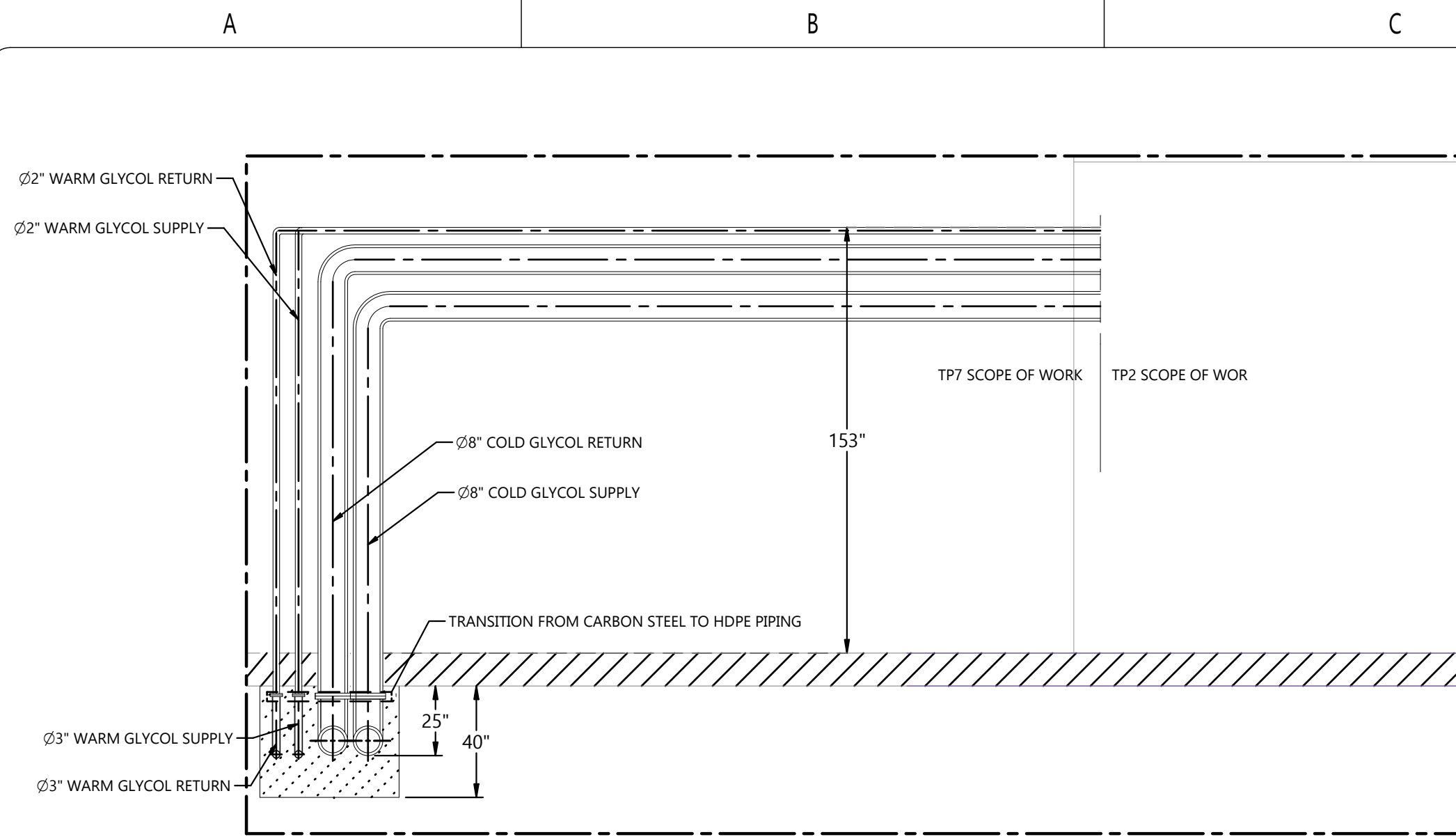
2

3

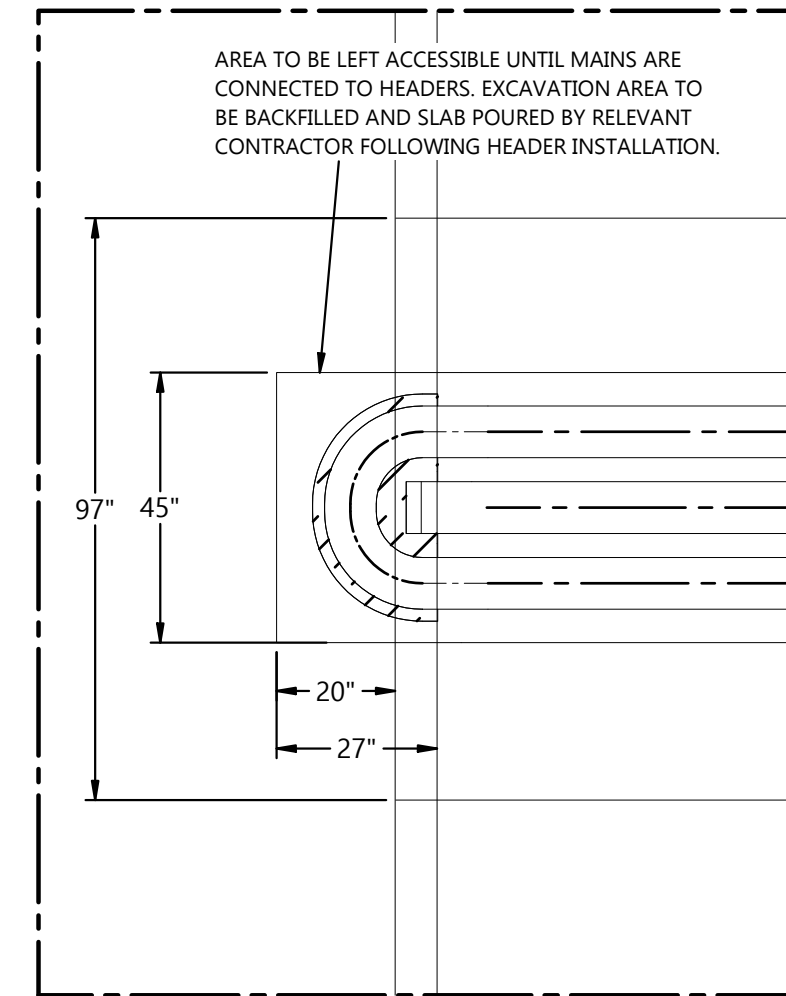
4

5

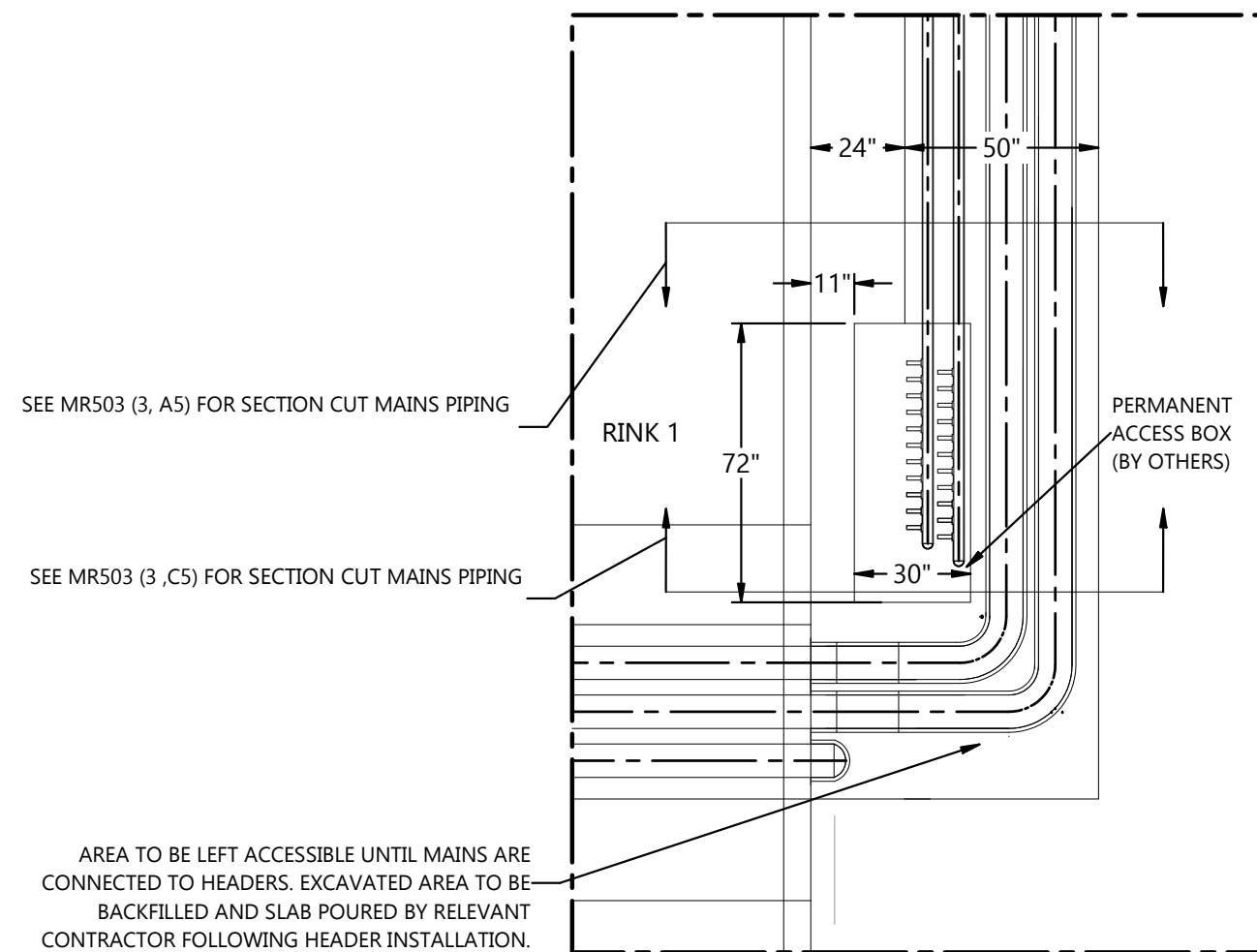




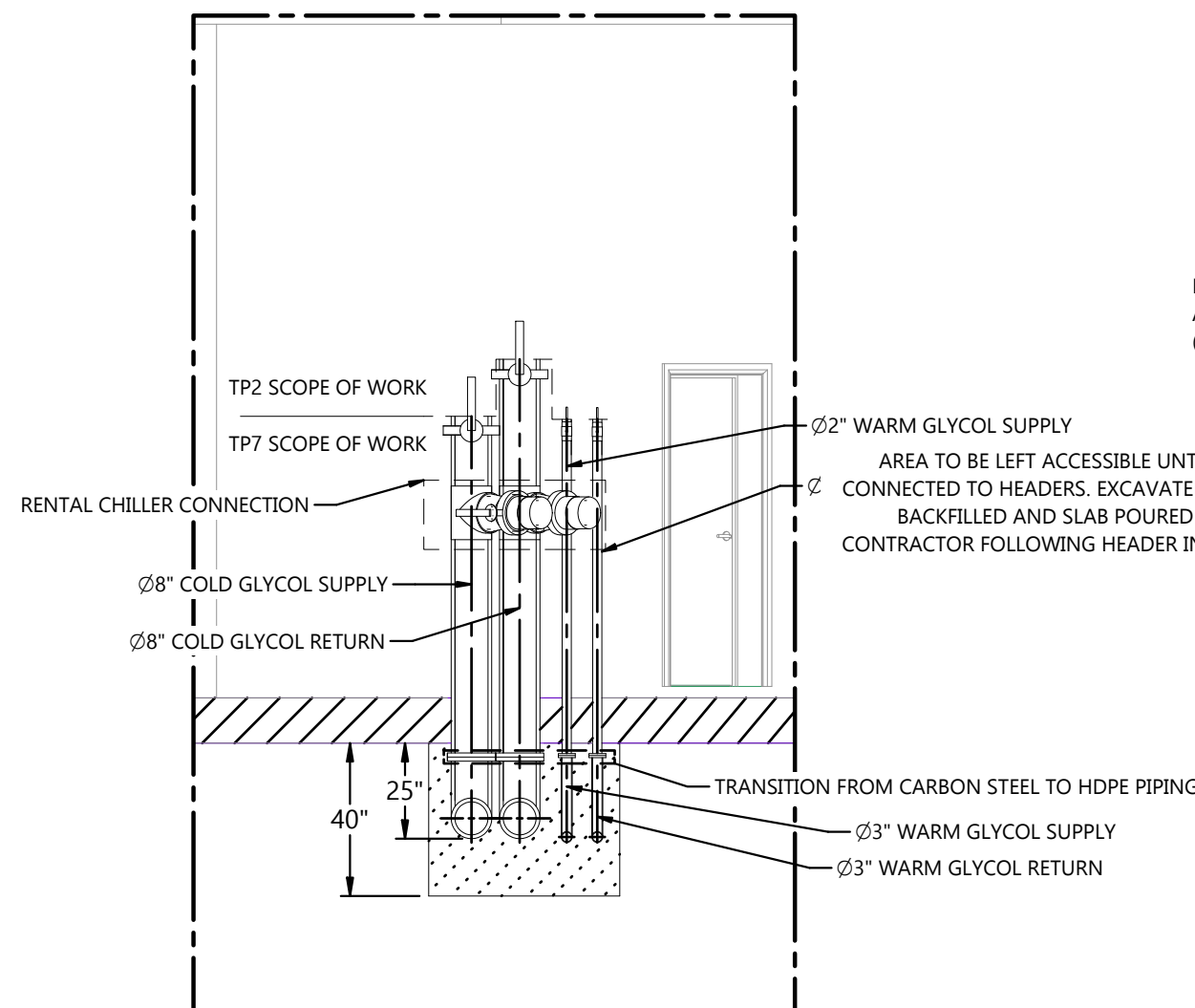
**SECTION CUT C-C (MR401, 1, D2): RINK 1 PIPING**  
SCALE 1/4"=1'-0"



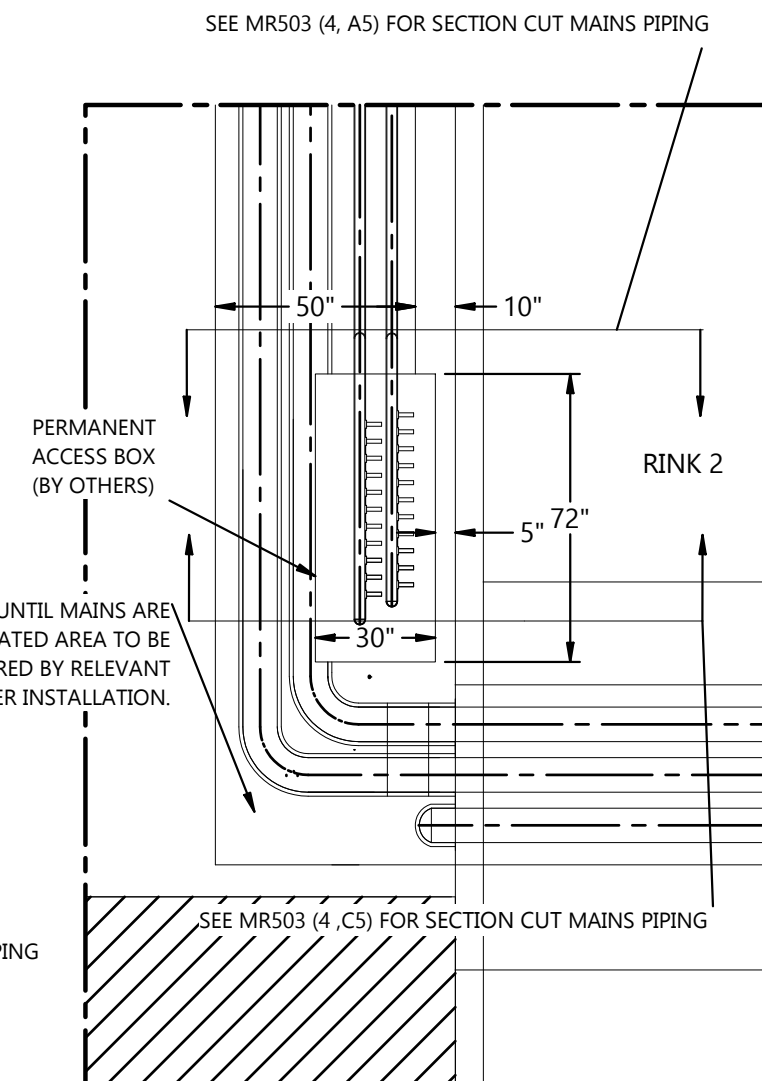
**DETAIL D (MR401, 1, A5)**  
SCALE 3/8"=1'-0"



**DETAIL E (MR401, 1, D5)**  
SCALE 1/4"=1'-0"



**SECTION CUT F-F (MR401, 2, A3): RINK 2 PIPING**  
SCALE 1/4"=1'-0"



**DETAIL H (MR401, 2, D4)**  
SCALE 1/4"=1'-0"

**NOTES**

---	NEW
---	EXISTING

REFERENCE DEFINITION	
SHEET COLUMN	SHEET ROW
SHEET NUMBER	(#, X#)

**COPYRIGHT AND DISCLAIMER**  
THIS WORK IS THE SOLE PROPERTY OF I.B. STOREY INC AND IS INTENDED SOLELY FOR THE INFORMATION OF THE CLIENT. ALL RIGHTS RESERVED. THE WORK MAY NOT BE REPRODUCED OR DISTRIBUTED, WHOLE OR IN PART, WITHOUT THE PRIOR WRITTEN PERMISSION OF I.B. STOREY INC. THIS DOCUMENT MAY NOT BE USED FOR ANY OTHER PROJECTS OR WITHOUT INVOLVEMENT OF I.B. STOREY INC. ANY USE WHICH A THIRD PARTY MAKES OF THE WORK, OR ANY RELIANCE ON OR DECISIONS TO BE MADE BASED ON IT, ARE THE RESPONSIBILITY OF SUCH THIRD PARTIES.

**- NOT FOR CONSTRUCTION -**  
*CONFIDENTIAL & PROPRIETARY*

1.0	ISSUED FOR TENDER	21-NOV-24	V.K.
VER #	REVISIONS	DATE	BY



CHARLOTTETOWN PE  
VAUGHAN ON  
REDINGTON SHORES FL  
PLANO TX

WWW.IBSTOREY.COM

STAMP	
DRAWING NUMBER 24009 MR403	
DRAWING NAME RINK FLOOR LARGE-SCALE VIEWS	
CLIENT SPRINGFIELD PARK DISTRICT	
PROJECT SPRINGFIELD - PLANT REPLACEMENT	
DRAWN BY V.KOFANOV	CHECKED BY J. RITCHIE
DATE 21-NOV-24	REVISION 1.0
SHEET SIZE C	SHEET NO. 3 OF 3

24009 MR403

1

2

3

4

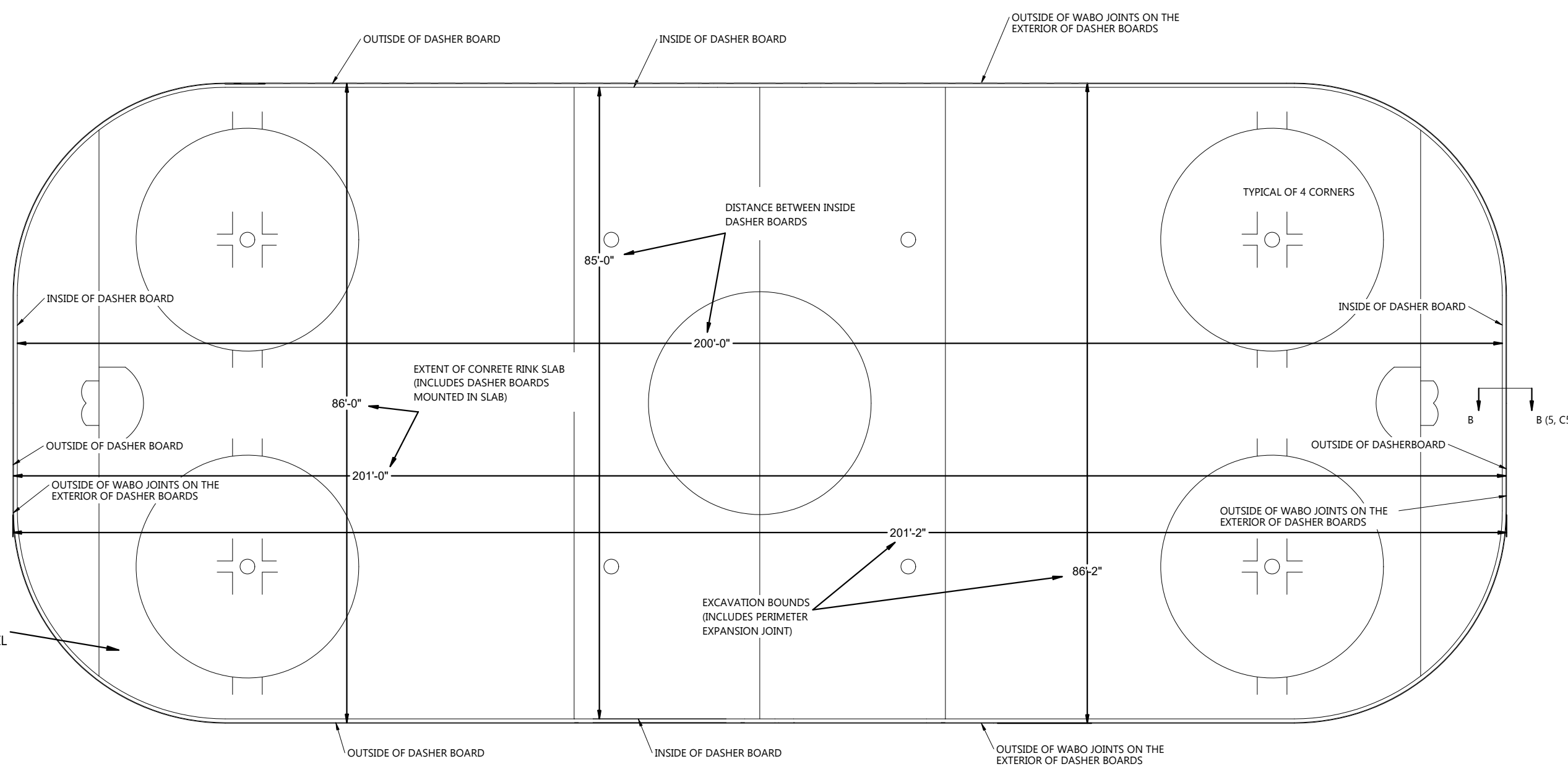
5

NOTES

---	NEW
---	EXISTING

NOTES:

- PIPING, REBAR, AND MESH REMOVED FOR CLARITY.



REFERENCE DEFINITION	
SHEET COLUMN	SHEET ROW
(#, X#)	

**COPYRIGHT AND DISCLAIMER**  
 THIS WORK IS THE SOLE PROPERTY OF I.B. STOREY INC AND IS INTENDED SOLELY FOR THE INFORMATION OF THE CLIENT. ALL RIGHTS RESERVED. THE WORK MAY NOT BE REPRODUCED OR DISTRIBUTED, WHOLE OR IN PART, WITHOUT THE PRIOR WRITTEN PERMISSION OF I.B. STOREY INC.  
 THIS DOCUMENT MAY NOT BE USED FOR ANY OTHER PROJECTS OR WITHOUT INVOLVEMENT OF I.B. STOREY INC. ANY USE WHICH A THIRD PARTY MAKES OF THE WORK, OR ANY RELIANCE ON OR DECISIONS TO BE MADE BASED ON IT, ARE THE RESPONSIBILITY OF SUCH THIRD PARTIES.

**- NOT FOR CONSTRUCTION -**  
 CONFIDENTIAL & PROPRIETARY

1.0	ISSUED FOR TENDER	21-NOV-24	V.K.
VER #	REVISIONS	DATE	BY



CHARLOTTETOWN PE  
 VAUGHAN ON  
 REDINGTON SHORES FL  
 PLANO TX

WWW.IBSTOREY.COM

STAMP

DRAWING NUMBER 24009 MR503	
DRAWING NAME RINK FLOOR DETAILS	
CLIENT SPRINGFIELD PARK DISTRICT	
PROJECT SPRINGFIELD - PLANT REPLACEMENT	
DRAWN BY V.KOFANOV	CHECKED BY J. RITCHIE
DATE 21-NOV-24	REVISION 1.0
SHEET SIZE C	SHEET NO. 1 OF 10

**DETAIL A: RINK FLOOR DETAIL**

SCALE 1/16"=1'-0"

CONCRETE QUALITY ASSURANCE TESTS			
TEST	FREQUENCY	NO. OF REPITIONS	NOTE(S)
SLUMP	PER TRUCKLOAD	3 - SUCCESSFUL	ALL THREE TESTS MUST BE SUCCESSFUL
AIR CONTENT	PER TRUCKLOAD	3 - SUCCESSFUL	AT THE POINT OF DEPOSITION
COMPRESSION	PER 50 CUYD.	SET OF FOUR CYLINDERS PER SAMPLING FOR 7, 14, 21, AND 28-DAY INTERVAL COMPRESSION TESTS	DEPENDANT ON AMOUNT OF CONCRETE USED DURING THE FLOOR POUR

RINK FLOOR CONSTRUCTION:

- FINISHED ICE SLAB SURFACE TO BE FLUSH WITH PERIMETER SURFACE.
- INSULATE COLD FLOOR SUPPLY AND RETURN MAINS BETWEEN MECHANICAL ROOM CONNECTION AND BURIED HEADERS WITH 1" FOAMGLASS INSULATION AND PROTECTIVE WRAP.
- INSTALL FLOOR INSULATION AFTER COMPLETION OF THE SUB-SOIL. INSULATION PROPERLY LEVELLED +/- 3/16" OVERLAPPED WITH STAGGERED JOINTS.
- INSTALL SLIP SHEET ON TOP OF FLOOR INSULATION, OVERLAP EDGES 12".
- ON NO ACCOUNT SHALL ANY REINFORCING RODS & EDGES OF MESH LIE IMMEDIATELY ABOVE OR BELOW PIPES TO AVOID PIPE PUNCTURE.
- ALL JOINTS TO BE COMPLETELY FUSION WELDED.

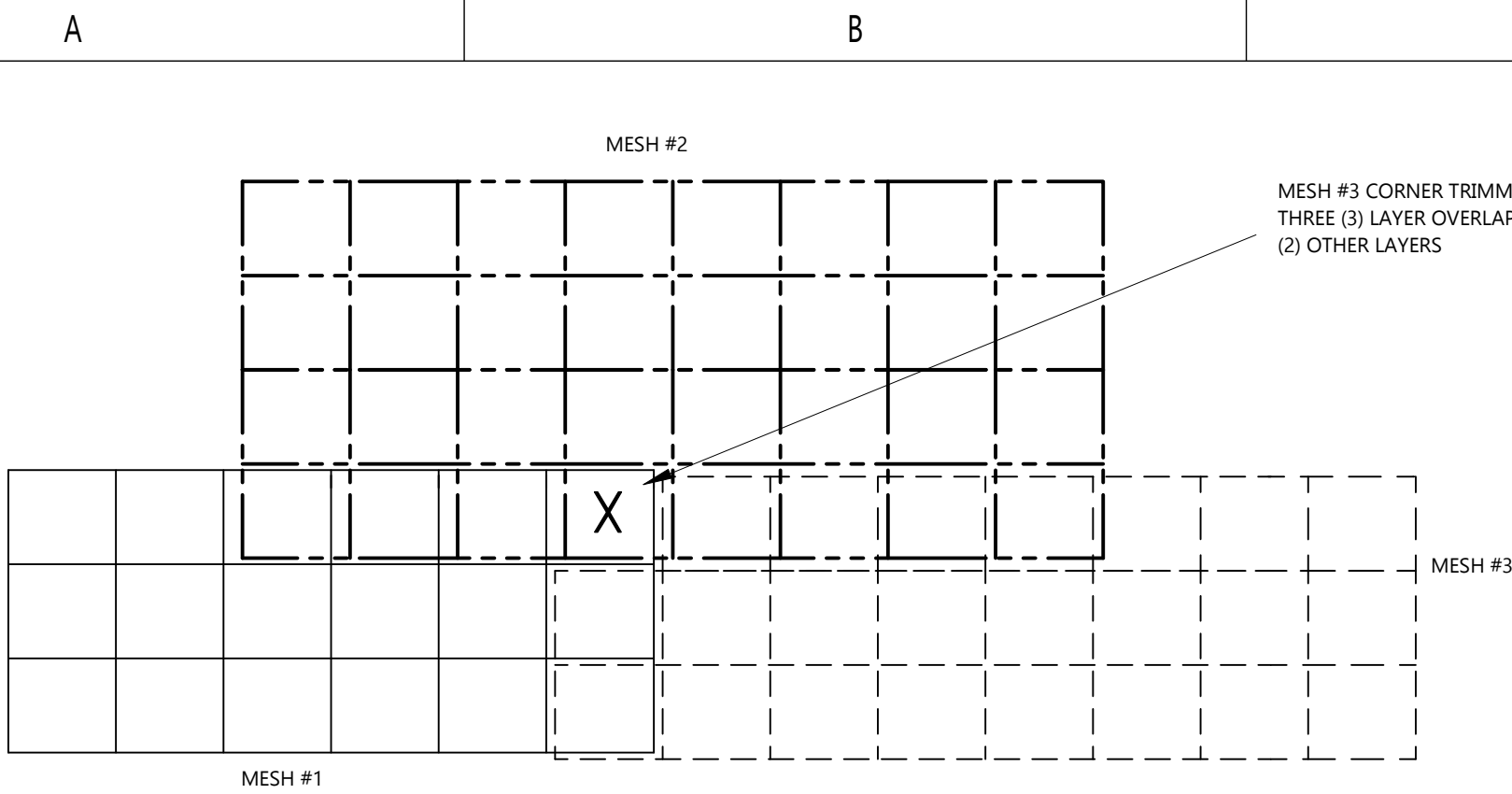
FLOOR SLAB TOLERANCE:

- COLD SLAB TOLERANCE MUST BE MEASURED USING F-NUMBER SYSTEM.
- CLASSIFICATION D, EXTREMELY FLAT
- FLOOR FLATNESS (FF) AND FLOOR LEVELNESS (FL) TO BE MEASURED IN ACCORDANCE WITH ASTM E1155M
- SPECIFIED OVERALL VALUES (SOV)
  - FLATNESS: FF 45
  - LEVELNESS: FL 35
- MINIMUM LOCAL VALUES (MLV)
  - FLATNESS: FF 30
  - LEVELNESS: FL 25
- INSPECTION AND FLOOR TOLERANCE MEASUREMENTS SHALL BE MADE WITHIN 72 HOURS OF COMPLETING FLOOR SLAB. THE CONTRACTOR OF THIS SCOPE IS RESPONSIBLE FOR ALL TESTING REQUIREMENTS TO DEMONSTRATE TO THE OWNER'S ENGINEER THAT THE FLOOR FLATNESS AND LEVELNESS MEETS THESE SPECIFICATIONS IN REFERENCE TO ASTM E1155M.
  - USE A D-METER OR APPROVED EQUIVALENT FOR ALL MEASUREMENTS ON FLOOR FLATNESS AND LEVELNESS. PROVIDE RESULTS IN A REPORT TO THE OWNER'S ENGINEER.
  - NOTE THAT ASTM E1155M, PART 8 PROCEDURE, LAYS OUT THE STEPS THE CONTRACTOR MUST TAKE FOR COMPLIANT MEASUREMENTS INCLUDING GRIDING THE FLOOR AREA IN 300 MM SECTIONS.
- SPECIFIED FLOOR TOLERANCES THAT FALL BELOW THE MLV SHALL BE CORRECTED BY GRINDING. ANY WORK OF THIS NATURE MUST BE APPROVED BY THE OWNER'S ENGINEER PRIOR TO COMMENCEMENT.

MATERIAL PROPERTIES:

- STRENGTH: 32 MPA AT 28 DAYS. MINIMUM AVERAGE OF STRENGTH TEST MUST EXCEED SPECIFIED STRENGTH.
  - PROVIDE CERTIFICATION THAT MIX PROPORTIONS SELECTED WILL PRODUCE CONCRETE OF SPECIFIED QUALITY AND YIELD STRENGTH WILL COMPLY WITH CAN3-A23.1.
- AIR CONTENT: MAXIMUM OF 2% NON-ENTRAINED AIR.
- MAXIMUM WATER TO CEMENTITIOUS MATERIAL (W/CM): 0.45
- FLY ASH:
  - SUPPLEMENTARY CEMENTING MATERIALS (SCM): MAXIMUM 15% TOTAL CEMENTITIOUS CONTENT.
  - TYPE C OR F.
  - LOSS OF IGNITION (LOI) NOT TO EXCEED 1%
  - USE FLY ASH FROM ONE SOURCE.
- MAXIMUM AGGREGATE: 14 MM GRADED AS PER CSA A23.1 GROUP 1 14-5
- WATER REDUCING AND HIGH RANGE WATER REDUCING (SUPERPLASTICIZER) ADMIXTURES SHALL BE INCLUDED IN CONCRETE MIX IN COMPLIANCE WITH CSA A23.5 AS REQUIRED TO MAINTAIN MAX W/CM RATIO WHILE ENSURING REQUIRED FLOWABILITY.
- INCLUDE A SHRINK-REDUCING ADMIXTURE
  - MUST REDUCE CAPILLARY TENSION OF PORE WATER IN CEMENTITIOUS MIXTURES.
  - PROVIDE MODERATE TO SIGNIFICANT REDUCTIONS IN THE DRYING SHRINKAGE OF CEMENTITIOUS MIXTURES.
  - REDUCE STRESSES INDUCED FROM ONE-DIMENSIONAL SURFACE DRYING IN CONCRETE SLABS.
  - MUST BE MIXED AT THE FACTORY. MIXING ON-SITE WILL NOT BE PERMITTED.
  - STANDARD OF ACCEPTANCE: MASTERLIFE SRA-035, OR APPROVED EQUIVALENT.
- SLUMP RANGE BEFORE PLASTICIZER: 70 MM ± 20 MM.
- SLUMP RANGE AT DISCHARGE: 130 MM ± 30 MM.
- USE APPROVED SET RETARDING ADMIXTURE AT THE MANUFACTURERS REQUIRED DOSAGE WHEN CONCRETE IS PLACED AT AMBIENT TEMPERATURE ABOVE 30°C (86°F).
- USE APPROVED ACCELERATING ADMIXTURE AT THE MANUFACTURERS REQUIRED DOSAGE WHEN CONCRETE IS PLACED IN AMBIENT TEMPERATURES BELOW 10°C (50°F).
- CALCIUM CHLORIDE ADMIXTURES ARE NOT PERMITTED FOR USE.

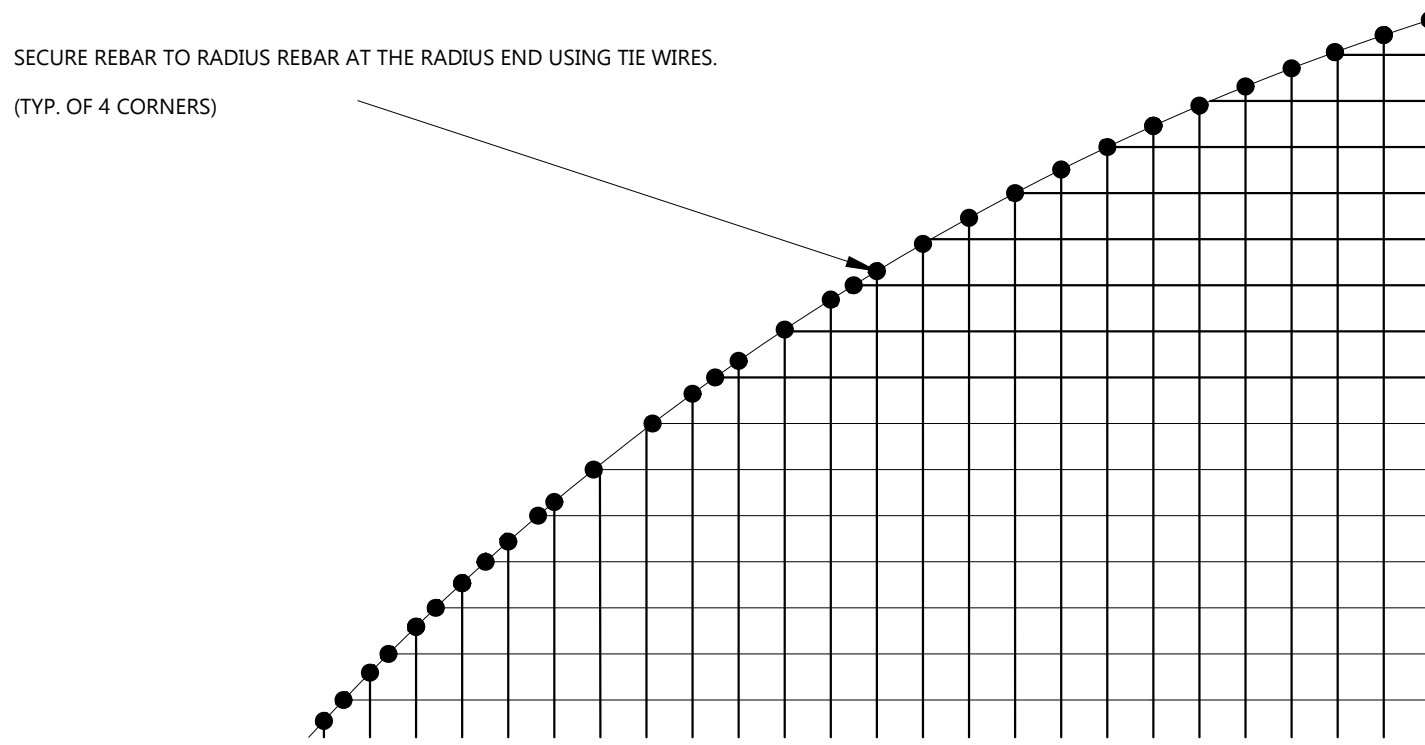
RINK FLOOR DETAIL



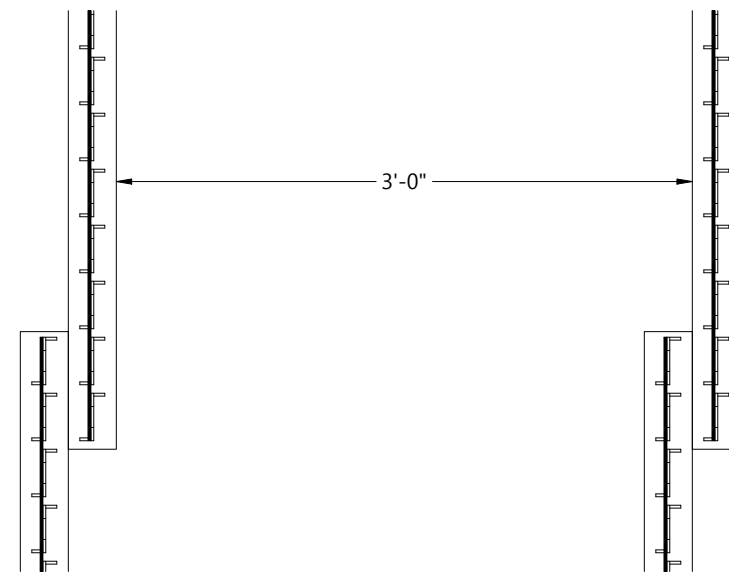
**DETAIL C: WIRE MESH DETAIL**  
NTS

**TOP LAYER REINFORCING WIRE MESH:**

1. TO BE INSTALLED ON TOP OF RINK PIPING.
2. 6X6X6 (INCHES, INCHES, & GAUGE) WELDED WIRE MESH PLACED ON TOP OF RINK PIPING SUPPORTS (CHAIRS) ACROSS WHOLE AREA OF RINK SLAB.
3. ANY CUT PORTIONS MUST BE SECURED. 6X6 GRID REINFORCED STRUCTURE MUST BE MAINTAINED.
4. TOP REINFORCING MUST BE LAID AND LAPPED TO NOT EXCEED TWO (2) LAYERS, AND SECURELY TIED TO PIPE CHAIR SUPPORTS USING TIE WIRES.
  1. WIRES MUST HAVE LOOSE ENDS CUT AND BE TURNED AWAY FROM AND NOT ON TOP OF PIPING TO AVOID DAMAGE.
  2. TIE MESH TO PIPE CHAIRS A MINIMUM OF EVERY 12" ALONG THE PIPE CHAIRS AND AROUND THE PERIMETER OF EACH MESH SHEET.
  3. OVERLAPS MUST BE TIED TOGETHER WITH LOOP-TYPE WIRES AT A MINIMUM OF 12" SPACES IN TWO DIRECTIONS.
5. INSTALL CONTINUOUS WIRE MESH ABOVE THE RINK PIPES WITH 6" OVERLAPS. TIE OVERLAPS AS NOTED ABOVE.
6. TRIMMED CORNERS TO MAINTAIN TWO (2) LAYERS OVERLAP MAX.
7. USE FLAT SHEETS ONLY. ROLLED WILL NOT BE APPROVED.
8. UNDER NO CIRCUMSTANCES SHALL WIRE MESH BE TIED TO THE REBAR.



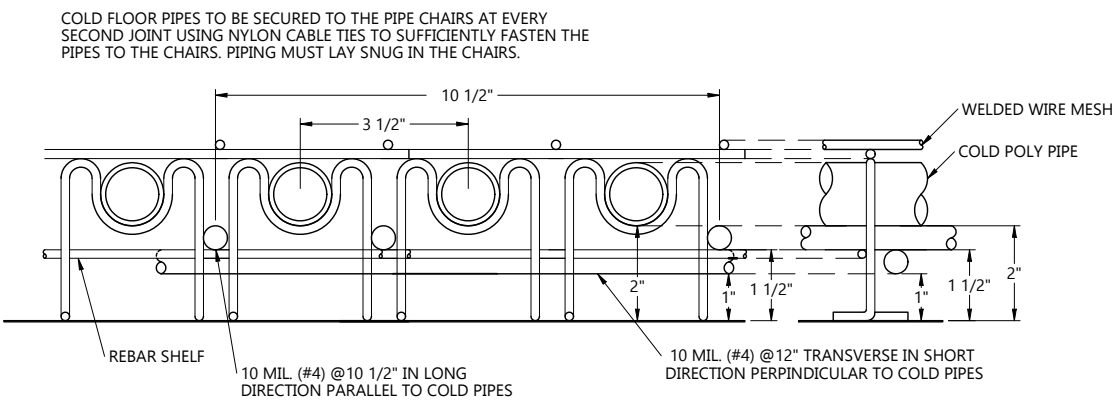
**DETAIL D: RADIUS REBAR DETAIL**  
NTS



**DETAIL E: PIPE CHAIR DETAIL**  
SCALE 1"=1'-0"

**PIPE CHAIR SPECIFICATIONS:**

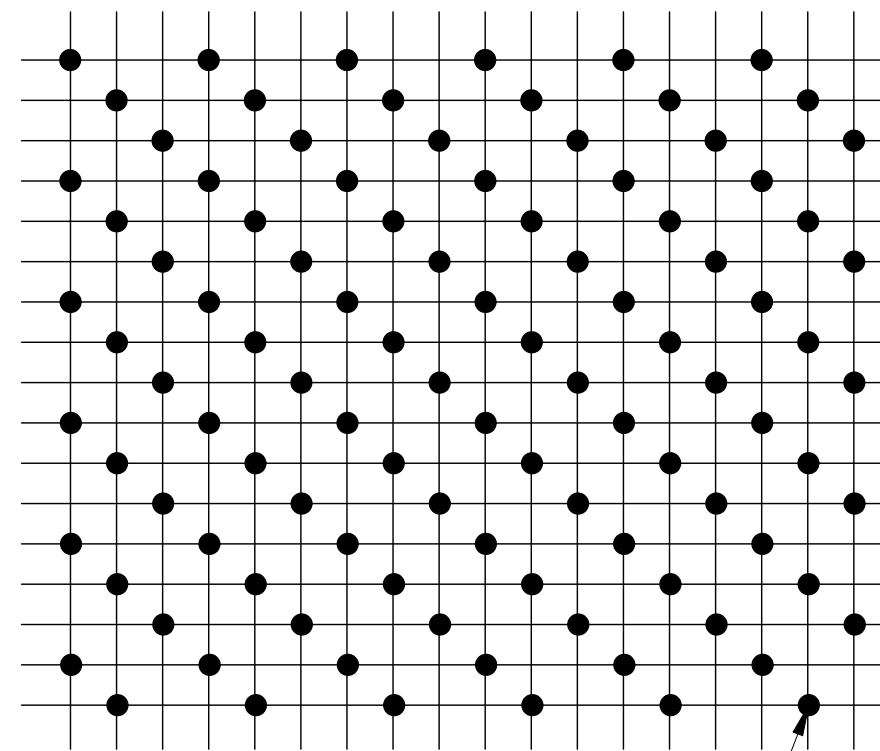
- "M" STYLE WITH CONTINUOUS METAL BASE
- PIPE: 1" 13.5 SDR HDPE PIPE. 1 3/8" OD
- PIPE CENTERS: 3 1/2"
- 20 SPACES PER SUPPORT
- TOTAL HEIGHT: 3.4"
- PIPE LIFT: 2.00"
- TOP REBAR LIFT: 1.50"
- BASE PLATES: 3" X 24 GAUGE SPACED 36" ON CENTRE
- 36" SPACING
- TWO (2) PIPE OVERLAP



**DETAIL F: PIPE CHAIR DETAIL**  
SCALE 3"=1'-0"

**SUPPLY AND INSTALL BOTTOM LAYER REINFORCING REBAR:**

- REBAR TYPE: 10 MIL (#4) REBAR.
- INSTALL LOWER REBAR FIRST PARALLEL TO PIPE CHAIRS (PERPENDICULAR WITH FLOOR PIPING) WITH 12" ON CENTER SPACING.
- INSTALL UPPER REBAR SECOND PARALLEL TO COLD FLOOR PIPES WITH 10 1/2" ON CENTER SPACING. UPPER REBAR TO SIT IN PIPE CHAIRS.
- SECURE REBAR TO PIPE CHAIRS USING TIE WIRES AT EVERY THREE INTERSECTIONS, STAGGERING TIES AT EVERY CHAIR.



**DETAIL G: REBAR DETAIL**  
NTS

REINFORCEMENT

**NOTES**

---	NEW
---	EXISTING

REFERENCE DEFINITION	
SHEET COLUMN	SHEET ROW
SHEET NUMBER	(#, X#)

**COPYRIGHT AND DISCLAIMER**

THIS WORK IS THE SOLE PROPERTY OF I.B. STOREY INC AND IS INTENDED SOLELY FOR THE INFORMATION OF THE CLIENT. ALL RIGHTS RESERVED. THE WORK MAY NOT BE REPRODUCED OR DISTRIBUTED, WHOLE OR IN PART, WITHOUT THE PRIOR WRITTEN PERMISSION OF I.B. STOREY INC. THIS DOCUMENT MAY NOT BE USED FOR ANY OTHER PROJECTS OR WITHOUT INVOLVEMENT OF I.B. STOREY INC. ANY USE WHICH A THIRD PARTY MAKES OF THE WORK, OR ANY RELIANCE ON OR DECISIONS TO BE MADE BASED ON IT, ARE THE RESPONSIBILITY OF SUCH THIRD PARTIES.

**- NOT FOR CONSTRUCTION -**  
*CONFIDENTIAL & PROPRIETARY*

1.0	ISSUED FOR TENDER	21-NOV-24	V.K.
VER #	REVISIONS	DATE	BY



CHARLOTTETOWN PE  
VAUGHAN ON  
REDINGTON SHORES FL  
PLANO TX

WWW.IBSTOREY.COM

STAMP

<b>DRAWING NUMBER</b> 24009 MR503	
<b>DRAWING NAME</b> RINK FLOOR DETAILS	
<b>CLIENT</b> SPRINGFIELD PARK DISTRICT	
<b>PROJECT</b> SPRINGFIELD - PLANT REPLACEMENT	
<b>DRAWN BY</b> V.KOFANOV	<b>CHECKED BY</b> J. RITCHIE
<b>DATE</b> 21-NOV-24	<b>REVISION</b> 1.0
<b>SHEET SIZE</b> C	<b>SHEET NO.</b> 2 OF 10

24009 MR503

1

2

3

4

5

NOTES

---	NEW
---	EXISTING

REFERENCE DEFINITION	
SHEET COLUMN	SHEET ROW
SHEET NUMBER	(#, X#)

**COPYRIGHT AND DISCLAIMER**  
 THIS WORK IS THE SOLE PROPERTY OF I.B. STOREY INC AND IS INTENDED SOLELY FOR THE INFORMATION OF THE CLIENT. ALL RIGHTS RESERVED. THE WORK MAY NOT BE REPRODUCED OR DISTRIBUTED, WHOLE OR IN PART, WITHOUT THE PRIOR WRITTEN PERMISSION OF I.B. STOREY INC.  
 THIS DOCUMENT MAY NOT BE USED FOR ANY OTHER PROJECTS OR WITHOUT INVOLVEMENT OF I.B. STOREY INC. ANY USE WHICH A THIRD PARTY MAKES OF THE WORK, OR ANY RELIANCE ON OR DECISIONS TO BE MADE BASED ON IT, ARE THE RESPONSIBILITY OF SUCH THIRD PARTIES.

**- NOT FOR CONSTRUCTION -**  
 CONFIDENTIAL & PROPRIETARY

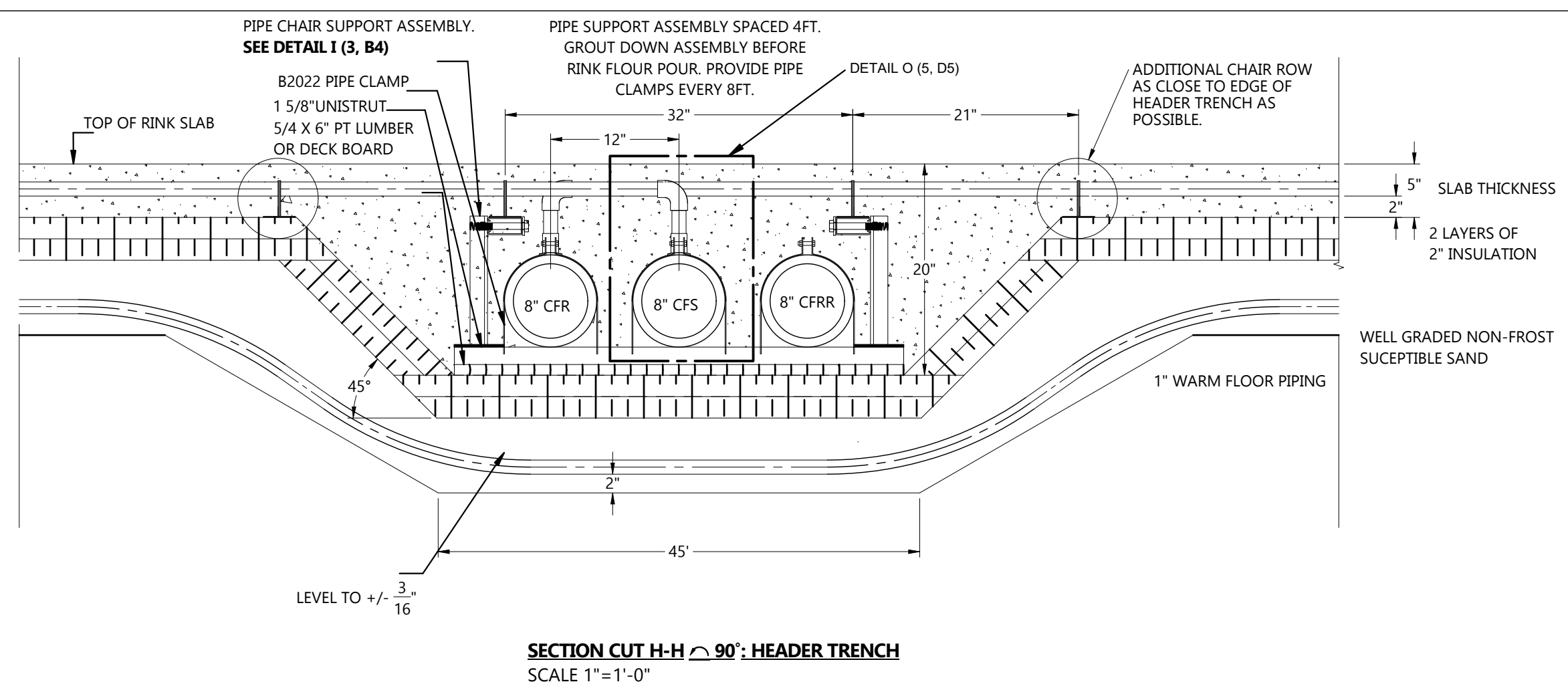
1.0	ISSUED FOR TENDER	21-NOV-24	V.K.
VER #	REVISIONS	DATE	BY



CHARLOTTETOWN PE  
 VAUGHAN ON  
 REDINGTON SHORES FL  
 PLANO TX

WWW.IBSTOREY.COM

DRAWING NUMBER		24009 MR503	
DRAWING NAME		RINK FLOOR DETAILS	
CLIENT		SPRINGFIELD PARK DISTRICT	
PROJECT		SPRINGFIELD - PLANT REPLACEMENT	
DRAWN BY	V.KOFANOV	CHECKED BY	J. RITCHIE
DATE	21-NOV-24	REVISION	1.0
SHEET SIZE	C	SHEET NO.	3 OF 10



TESTING

PRESSURE TESTING

DESIGN ENGINEER SHALL WITNESS PRESSURE TESTING. PROVIDE MINIMUM ONE MONTH NOTICE OF TEST DATES.  
 FAILED TESTS INCLUDE  
 • LOSS OF PRESSURE  
 • PIPE DAMAGE  
 • ANY SEAL FAILURE (INCLUDES JOINT WELDS)  
 RETESTING IS REQUIRED FOLLOWING CORRECTION OF DEFECTS AFTER ANY FAILED TESTS.

WARM FLOOR CIRCUIT PRESSURE TESTING

PRESSURE: 100 PSIG, AIR  
 DURATION: 24-HOURS, CONTINUOUS  
 TEST COMPLETE CIRCUIT INCLUDING HEADERS AND FLOOR TUBES.  
 COMPLETE TESTING 48 HOURS PRIOR TO SAND FILLING.  
 AFTER PRESSURE TESTING APPROVAL BY DESIGN ENGINEER, REDUCE TO 50 PSIG AND HOLD FOR DURATION OF SAND FILL AND COMPACTING.

COLD FLOOR CIRCUIT PRESSURE TESTING

PRESSURE: 100 PSIG, AIR  
 DURATION: 24-HOURS, CONTINUOUS  
 TEST COMPLETE CIRCUIT INCLUDING HEADERS AND FLOOR TUBES.  
 COMPLETE TESTING 48 HOURS PRIOR TO CONCRETE POUR.  
 AFTER PRESSURE TESTING APPROVAL BY DESIGN ENGINEER, REDUCE TO 50 PSIG AND HOLD FOR DURATION OF CONCRETE POUR.

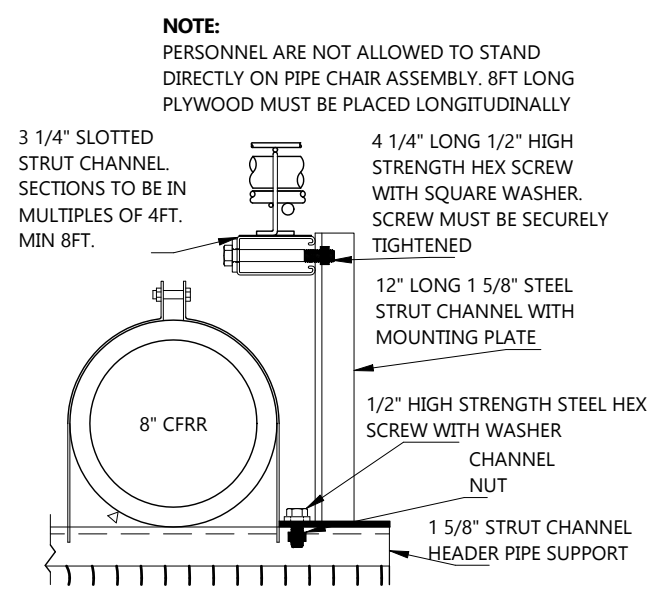
FLOOR TOLERANCE TESTING

COMPLETE LASER LEVELING AND TOLERANCE REPORTS FOLLOWING COMPLETION OF EACH LAYER:

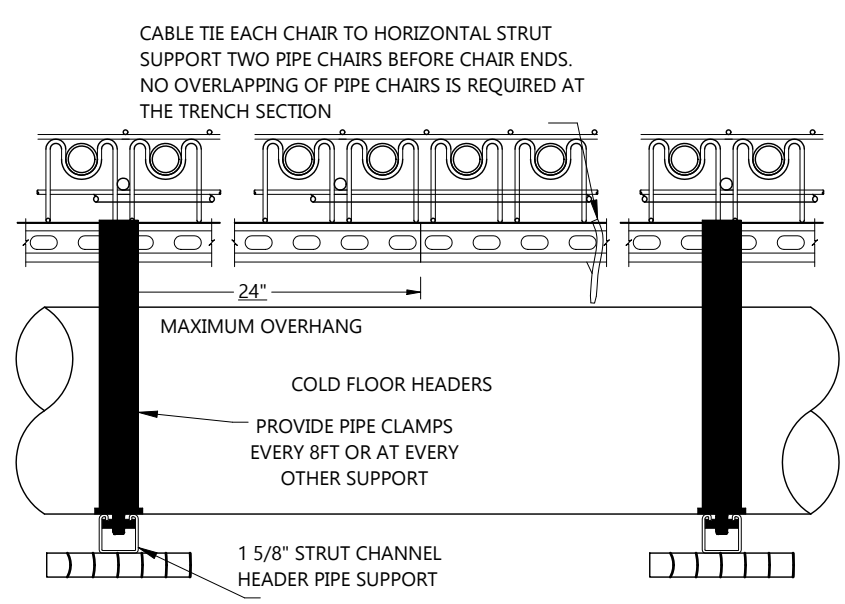
- SAND LAYER
- INSULATION
- FINISHED CONCRETE

PROVIDE TEST RESULTS TO OWNER AND DESIGN ENGINEER WITHIN 24 HOURS OF ALL TESTING. ALL FINISHED CONCRETE TESTING MUST BE COMPLETED WITHIN 72 HOURS OF POUR COMPLETION. TEST RESULTS MUST BE ACKNOWLEDGED BY DESIGN ENGINEER PRIOR TO ADVANCING TO NEXT STAGE.  
 RESULTS OUTSIDE REQUIRED TOLERANCES REQUIRE CORRECTION AND RETESTING. NO COMPENSATION WILL BE APPROVED FOR DEFICIENCY CORRECTION.

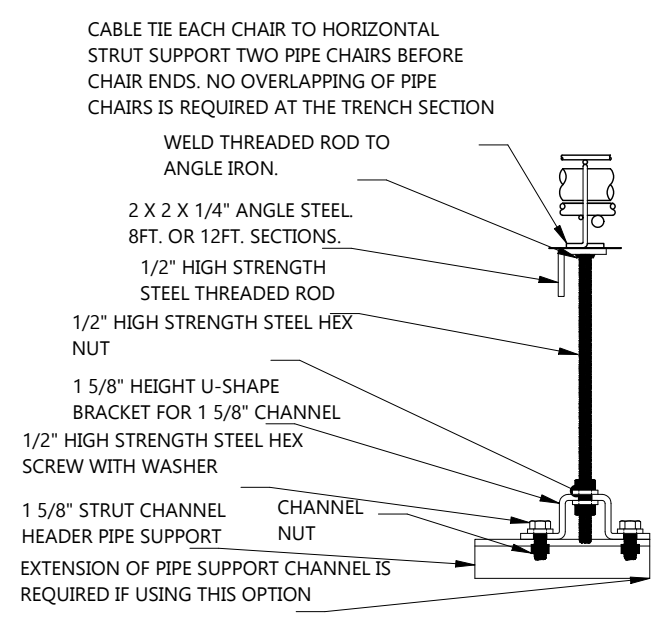
SIDE VIEW



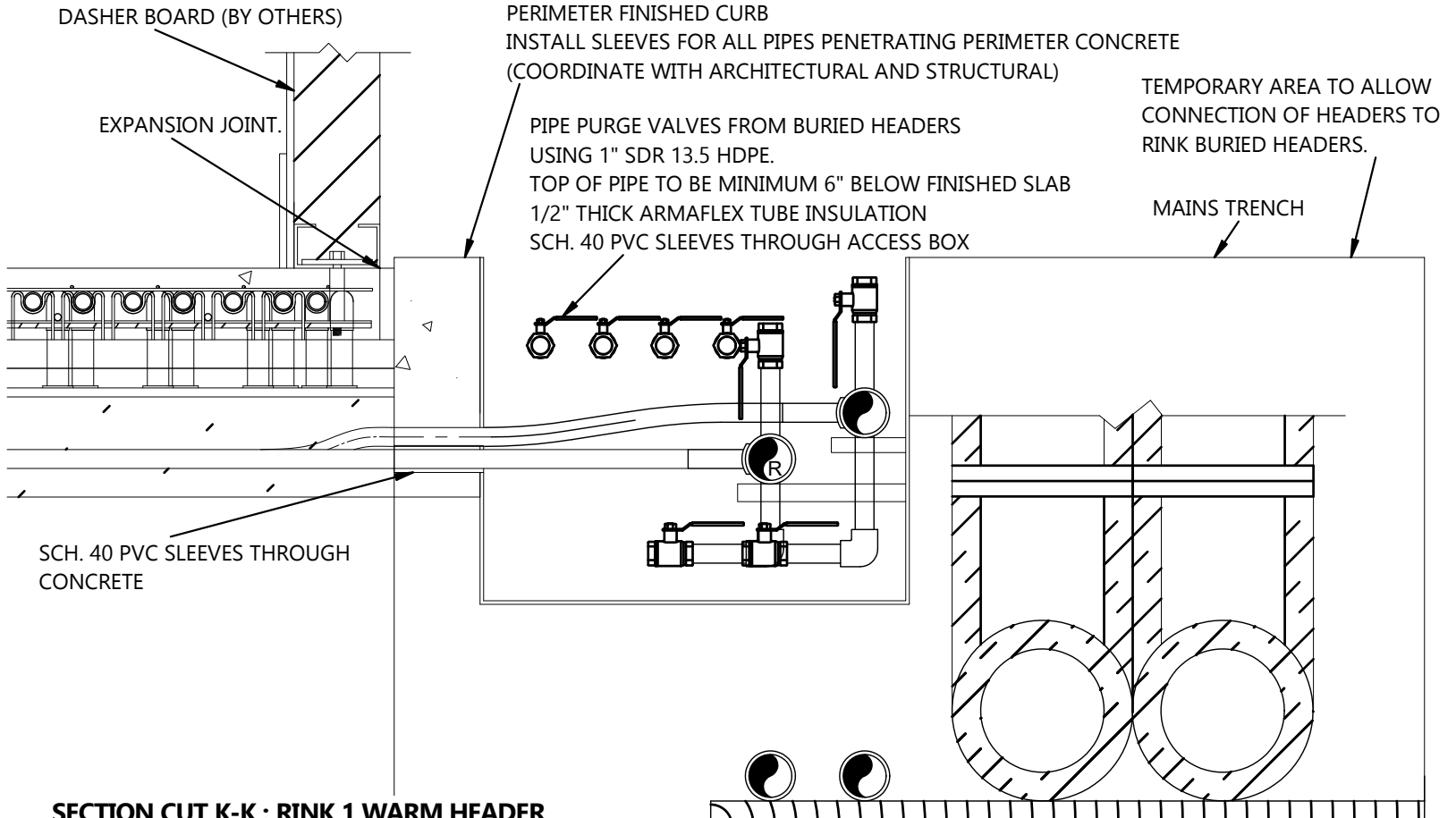
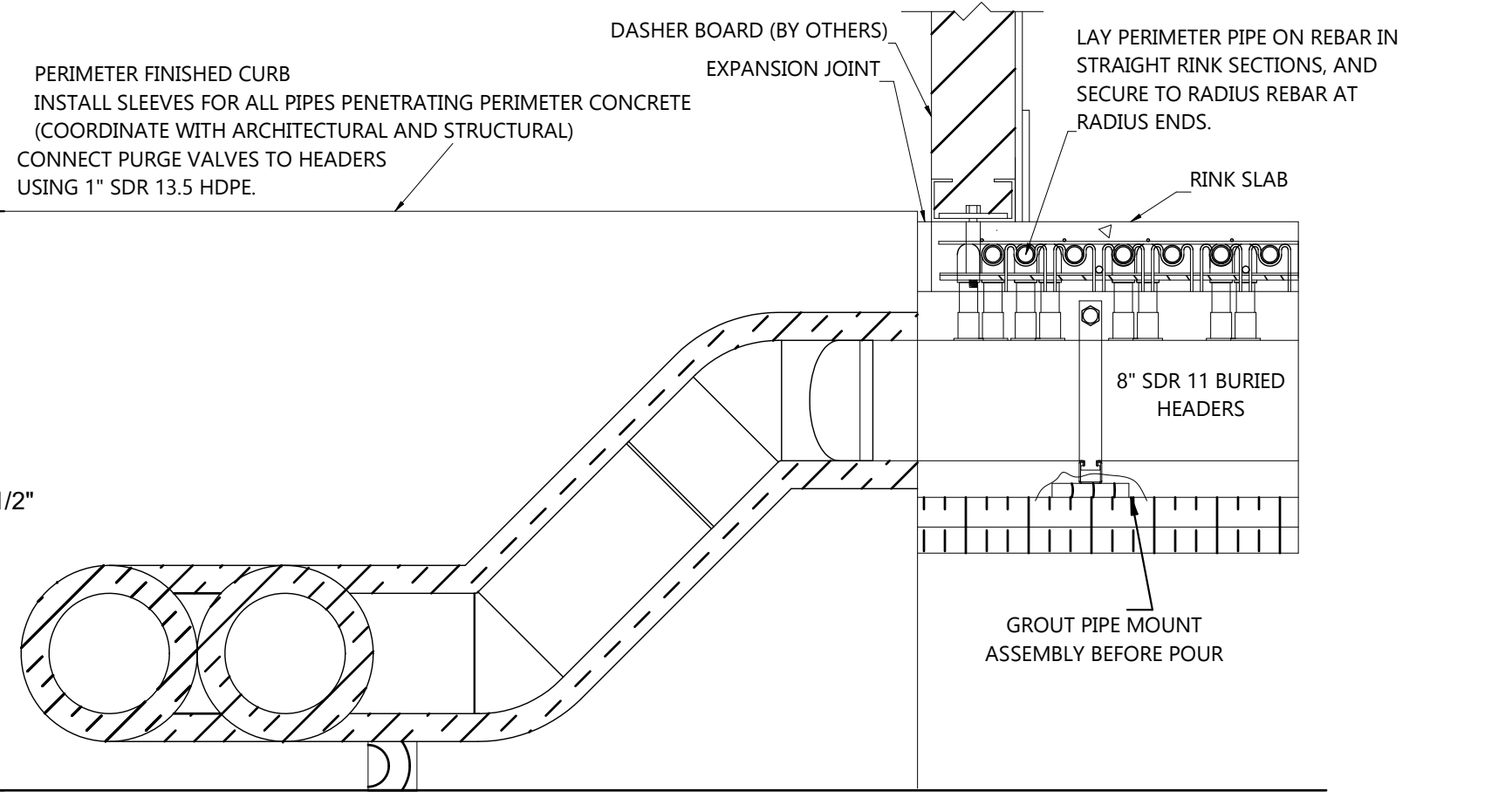
FRONT VIEW



ALTERNATE SUPPORT ASSEMBLY - OR APPROVED EQUIVALENT



**DETAIL I (3, A1): TRENCH PIPE CHAIR SUPPORT FRAME**  
 SCALE 1-1/2"=1'-0"



FLOOR SYSTEM DETAILS

1

2

3

4

5

NOTES

---	NEW
---	EXISTING

REFERENCE DEFINITION	
SHEET COLUMN	SHEET ROW
SHEET NUMBER	(#, X#)

**COPYRIGHT AND DISCLAIMER**  
 THIS WORK IS THE SOLE PROPERTY OF I.B. STOREY INC AND IS INTENDED SOLELY FOR THE INFORMATION OF THE CLIENT. ALL RIGHTS RESERVED. THE WORK MAY NOT BE REPRODUCED OR DISTRIBUTED, WHOLE OR IN PART, WITHOUT THE PRIOR WRITTEN PERMISSION OF I.B. STOREY INC.  
 THIS DOCUMENT MAY NOT BE USED FOR ANY OTHER PROJECTS OR WITHOUT INVOLVEMENT OF I.B. STOREY INC. ANY USE WHICH A THIRD PARTY MAKES OF THE WORK, OR ANY RELIANCE ON OR DECISIONS TO BE MADE BASED ON IT, ARE THE RESPONSIBILITY OF SUCH THIRD PARTIES.

**- NOT FOR CONSTRUCTION -**  
 CONFIDENTIAL & PROPRIETARY

1.0	ISSUED FOR TENDER	21-NOV-24	V.K.
VER #	REVISIONS	DATE	BY

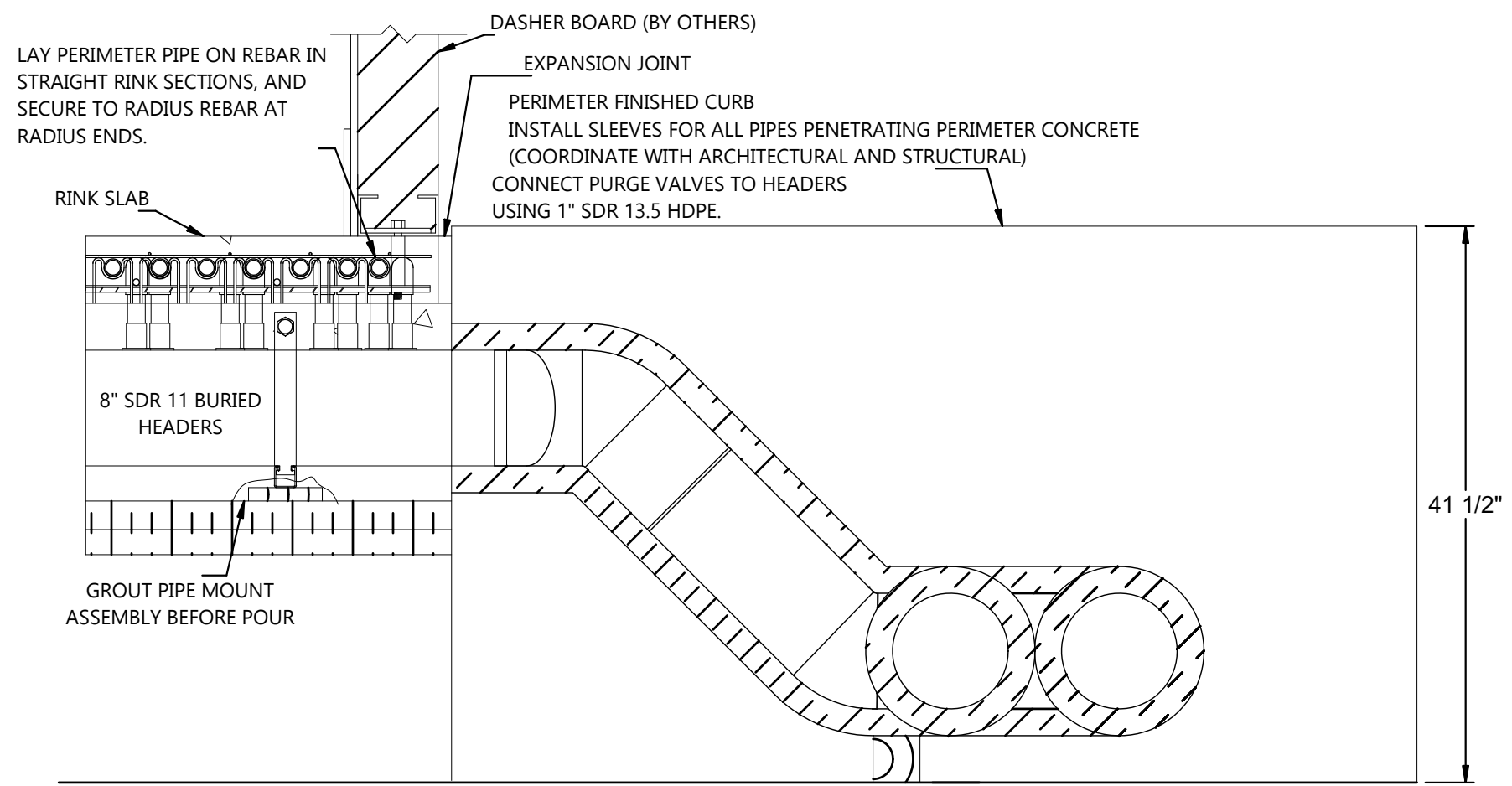


CHARLOTTETOWN PE  
 VAUGHAN ON  
 REDINGTON SHORES FL  
 PLANO TX

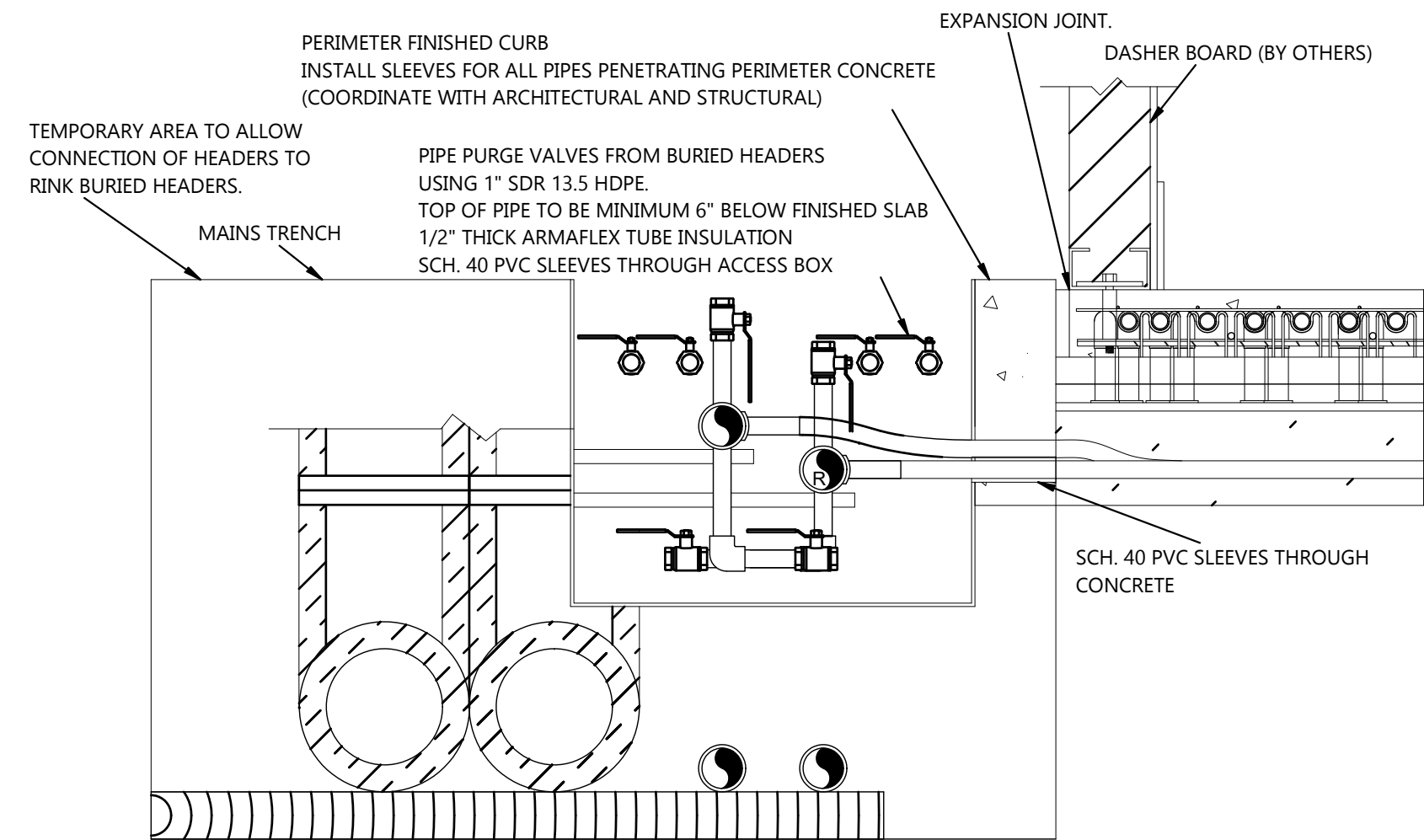
WWW.IBSTOREY.COM

STAMP

<b>DRAWING NUMBER</b>	
24009 MR503	
<b>DRAWING NAME</b>	
RINK FLOOR DETAILS	
<b>CLIENT</b>	
SPRINGFIELD PARK DISTRICT	
<b>PROJECT</b>	
SPRINGFIELD - PLANT REPLACEMENT	
<b>DRAWN BY</b>	<b>CHECKED BY</b>
V.KOFANOV	J. RITCHIE
<b>DATE</b>	<b>REVISION</b>
21-NOV-24	1.0
<b>SHEET SIZE</b>	<b>SHEET NO.</b>
C	4 OF 10



**SECTION CUT L-L RINK 2 COLD HEADER**  
 SCALE 1"=1'-0"



**SECTION CUT M-M : RINK 2 WARM HEADER**  
 SCALE 1"=1'-0"

**TESTING**

PRESSURE TESTING

DESIGN ENGINEER SHALL WITNESS PRESSURE TESTING. PROVIDE MINIMUM ONE MONTH NOTICE OF TEST DATES.

FAILED TESTS INCLUDE

- LOSS OF PRESSURE
- PIPE DAMAGE
- ANY SEAL FAILURE (INCLUDES JOINT WELDS)

RETESTING IS REQUIRED FOLLOWING CORRECTION OF DEFECTS AFTER ANY FAILED TESTS.

WARM FLOOR CIRCUIT PRESSURE TESTING

PRESSURE: 100 PSIG, AIR

DURATION: 24-HOURS, CONTINUOUS

TEST COMPLETE CIRCUIT INCLUDING HEADERS AND FLOOR TUBES.

COMPLETE TESTING 48 HOURS PRIOR TO SAND FILLING.

AFTER PRESSURE TESTING APPROVAL BY DESIGN ENGINEER, REDUCE TO 50 PSIG AND HOLD FOR DURATION OF SAND FILL AND COMPACTING.

COLD FLOOR CIRCUIT PRESSURE TESTING

PRESSURE: 100 PSIG, AIR

DURATION: 24-HOURS, CONTINUOUS

TEST COMPLETE CIRCUIT INCLUDING HEADERS AND FLOOR TUBES.

COMPLETE TESTING 48 HOURS PRIOR TO CONCRETE POUR.

AFTER PRESSURE TESTING APPROVAL BY DESIGN ENGINEER, REDUCE TO 50 PSIG AND HOLD FOR DURATION OF CONCRETE POUR.

FLOOR TOLERANCE TESTING

COMPLETE LASER LEVELING AND TOLERANCE REPORTS FOLLOWING COMPLETION OF EACH LAYER:

- SAND LAYER
- INSULATION
- FINISHED CONCRETE

PROVIDE TEST RESULTS TO OWNER AND DESIGN ENGINEER WITHIN 24 HOURS OF ALL TESTING.

ALL FINISHED CONCRETE TESTING MUST BE COMPLETED WITHIN 72 HOURS OF POUR COMPLETION.

TEST RESULTS MUST BE ACKNOWLEDGED BY DESIGN ENGINEER PRIOR TO ADVANCING TO NEXT STAGE.

RESULTS OUTSIDE REQUIRED TOLERANCES REQUIRE CORRECTION AND RETESTING. NO COMPENSATION WILL BE APPROVED FOR DEFICIENCY CORRECTION.

41 1/2"

NOTES

---	NEW
---	EXISTING

REFERENCE DEFINITION	
SHEET COLUMN	SHEET ROW
SHEET NUMBER	(#, X#)

**COPYRIGHT AND DISCLAIMER**  
 THIS WORK IS THE SOLE PROPERTY OF I.B. STOREY INC AND IS INTENDED SOLELY FOR THE INFORMATION OF THE CLIENT. ALL RIGHTS RESERVED. THE WORK MAY NOT BE REPRODUCED OR DISTRIBUTED, WHOLE OR IN PART, WITHOUT THE PRIOR WRITTEN PERMISSION OF I.B. STOREY INC.  
 THIS DOCUMENT MAY NOT BE USED FOR ANY OTHER PROJECTS OR WITHOUT INVOLVEMENT OF I.B. STOREY INC. ANY USE WHICH A THIRD PARTY MAKES OF THE WORK, OR ANY RELIANCE ON OR DECISIONS TO BE MADE BASED ON IT, ARE THE RESPONSIBILITY OF SUCH THIRD PARTIES.

**- NOT FOR CONSTRUCTION -**  
 CONFIDENTIAL & PROPRIETARY

VER #	REVISIONS	DATE	BY
1.0	ISSUED FOR TENDER	21-NOV-24	V.K.



CHARLOTTETOWN PE  
 VAUGHAN ON  
 REDINGTON SHORES FL  
 PLANO TX

WWW.IBSTOREY.COM

STAMP

DRAWING NUMBER 24009 MR503	
DRAWING NAME RINK FLOOR DETAILS	
CLIENT SPRINGFIELD PARK DISTRICT	
PROJECT SPRINGFIELD - PLANT REPLACEMENT	
DRAWN BY V.KOFANOV	CHECKED BY J. RITCHIE
DATE 21-NOV-24	REVISION 1.0
SHEET SIZE C	SHEET NO. 5 OF 10

**COLD FLOOR NOTES:**

**GENERAL**

PIPE MATERIAL: HDPE  
 ALL TUBING CONNECTIONS AND INTERFACES TO BE FUSION WELDED.

**HEADERS**

MATERIAL: HDPE  
 SIZE: 8" SDR 11  
 SADDLES FUSION WELDED TO HEADERS FOR CONNECTION TO FLOOR PIPES  
 SADDLE SPACING: 7" O/C  
 SADDLE QTY. PER HEADER: 148  
 HEADER PIPING OUTSIDE RINK FLOOR BOUNDARY WRAPPED IN INSULATION.

**VALVES**

**DRAINS:**

- QTY: TWO X 1" DRAIN VALVE
- FUSION WELD TO HEADER USING 1" SDR 13.5 HDPE TUBING
- INSTALL IN ACCESS BOX TO SUPPLY AND RETURN HEADERS.

**PURGE VALVES**

- QTY: TWO X 1" PURGE VALVE
- FUSION WELD TO HEADER USING 1" SDR 13.5 HDPE TUBING
- POSITION UPRIGHT.
- INSTALL ON SUPPLY AND RETURN HEADERS IN ACCESS BOX

**FLOOR TUBING**

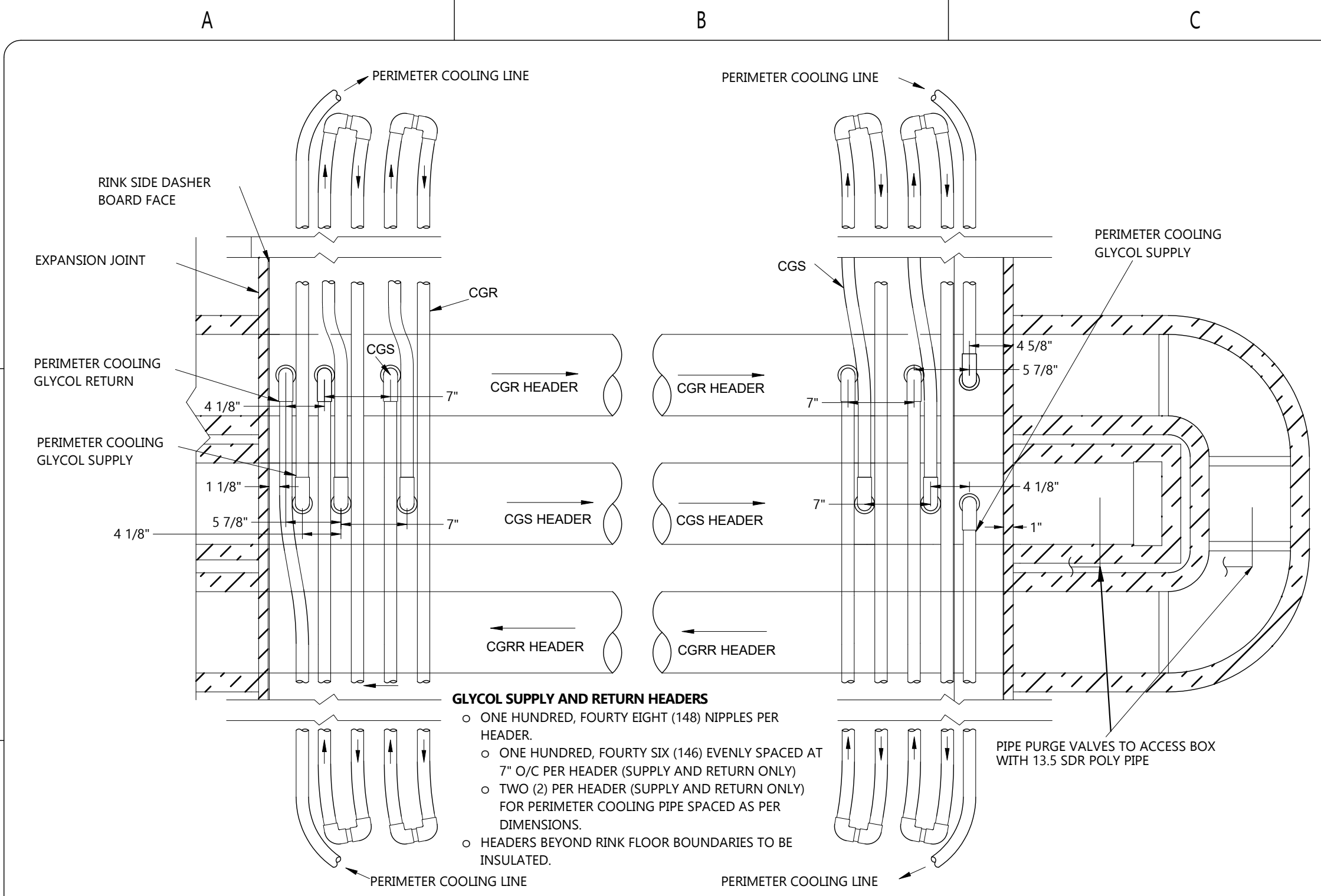
MATERIAL: HDPE  
 SIZE: 1" SDR 13.5  
 SPACING: 3-1/2" O/C  
 FUSION WELD EACH CIRCUIT TO SUPPLY/RETURN HEADERS.  
 SECURE TUBING TO PIPE CHAIRS USING CABLE TIES.

**PERIMETER CHILL RING**

FASTEN PERIMETER CHILL RING DIRECTLY TO PERIMETER REBAR ANCHORS USING CABLE TIES. CABLE TIES TO BE PROVIDED AS REQUIRED TO ENSURE NO MOVEMENT OF THE CHILL RINGS, MAXIMUM 24" APART.

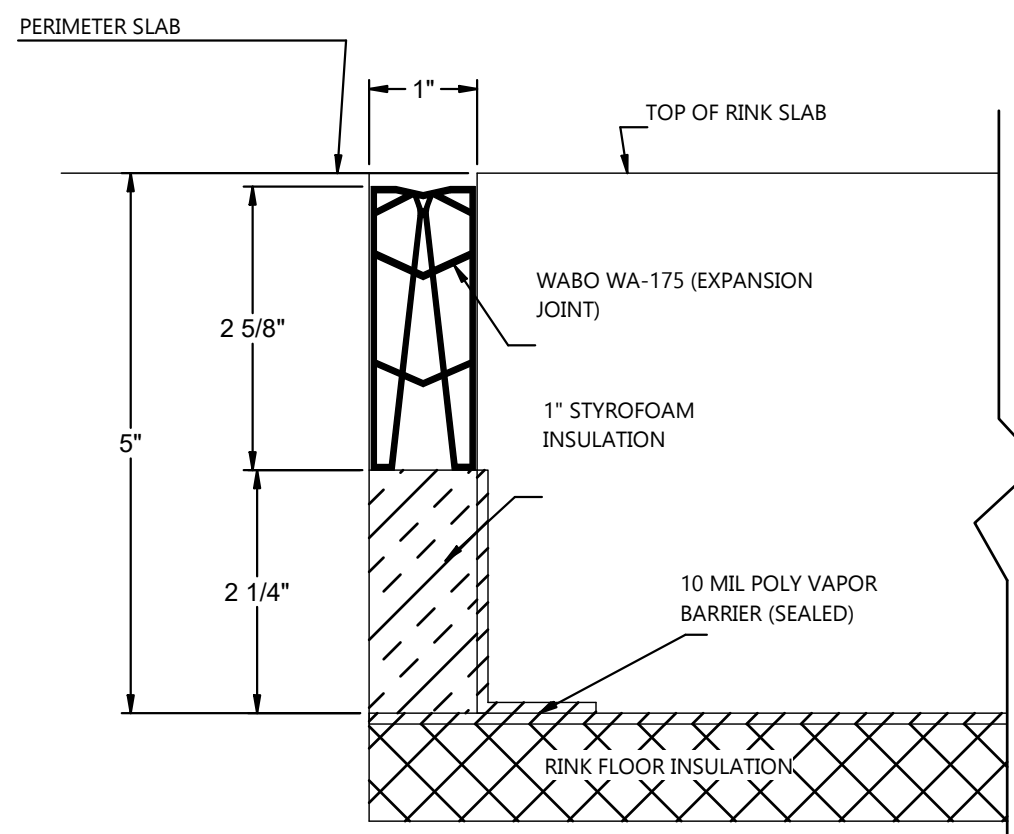
**RETURN BENDS**

ONE-PIECE, PRE-MANUFACTURED 180° U-BEND (TYP.)  
 MATERIAL: HDPE  
 SIZE: 1" IPS SDR 13.5  
 SPACING: 3-1/2" O/C OFFSET  
 SOCKET FUSION WELDED TO FLOOR PIPES  
 CABLE TIE RETURN BENDS DIRECTLY TO PERIMETER REBAR ANCHORS TO TENSION THE SYSTEM AND MINIMIZE SAGGING.



- GLYCOL SUPPLY AND RETURN HEADERS**
- ONE HUNDRED, FOURTY EIGHT (148) NIPPLES PER HEADER.
  - ONE HUNDRED, FOURTY SIX (146) EVENLY SPACED AT 7" O/C PER HEADER (SUPPLY AND RETURN ONLY)
  - TWO (2) PER HEADER (SUPPLY AND RETURN ONLY) FOR PERIMETER COOLING PIPE SPACED AS PER DIMENSIONS.
  - HEADERS BEYOND RINK FLOOR BOUNDARIES TO BE INSULATED.

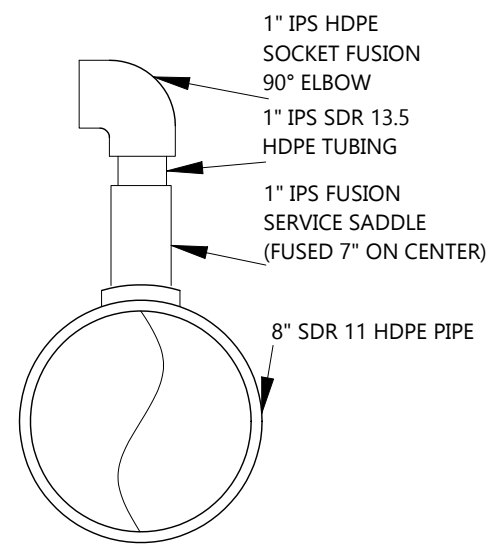
**DETAIL N: BURIED HEADER DETAILS**  
 SCALE 1"=1'-0"



**SECTION CUT B-B (1, E2): EXPANSION JOINT DETAIL**  
 NTS

**PREPARATION**

- INSTALL 1" x 5" STYROFOAM INSULATION IN ONE SCORED PIECE OR TWO PIECES, SCORE OR TOP PIECE IS 2-6/8". INSTALL VAPOR BARRIER TO TOP OF 5" HIGH INSULATION ON THE RINK SIDE OF THE EXPANSION JOINT. AFTER CONCRETE SLAB IS POURED AND CURED, REMOVE TOP PIECE OF INSULATION AND TRIM VAPOR BARRIER BACK 2-6/8".
- INSTALL WABO WA-175 AS PER LATEST MANUFACTURER INSTALLATION MANUALS AT TIME OF INSTALL.
- TOP OF SEAL 1/8" BELOW FINISHED SLAB.
- THE SEAL SHOULD NEVER PROTRUDE ABOVE THE JOINT EDGE AS PER LATEST MANUFACTURER INSTALLATION MANUAL.



**DETAIL O (3, B1): PIPE SADDLE DETAIL**  
 NTS

FLOOR SYSTEM DETAILS

NOTES

---	NEW
---	EXISTING

REFERENCE DEFINITION	
SHEET COLUMN	SHEET ROW
SHEET NUMBER	(#, X#)

**COPYRIGHT AND DISCLAIMER**

THIS WORK IS THE SOLE PROPERTY OF I.B. STOREY INC AND IS INTENDED SOLELY FOR THE INFORMATION OF THE CLIENT. ALL RIGHTS RESERVED. THE WORK MAY NOT BE REPRODUCED OR DISTRIBUTED, WHOLE OR IN PART, WITHOUT THE PRIOR WRITTEN PERMISSION OF I.B. STOREY INC. THIS DOCUMENT MAY NOT BE USED FOR ANY OTHER PROJECTS OR WITHOUT INVOLVEMENT OF I.B. STOREY INC. ANY USE WHICH A THIRD PARTY MAKES OF THE WORK, OR ANY RELIANCE ON OR DECISIONS TO BE MADE BASED ON IT, ARE THE RESPONSIBILITY OF SUCH THIRD PARTIES.

**- NOT FOR CONSTRUCTION -**  
CONFIDENTIAL & PROPRIETARY

1.0	ISSUED FOR TENDER	21-NOV-24	V.K.
VER #	REVISIONS	DATE	BY



CHARLOTTETOWN PE  
VAUGHAN ON  
REDINGTON SHORES FL  
PLANO TX

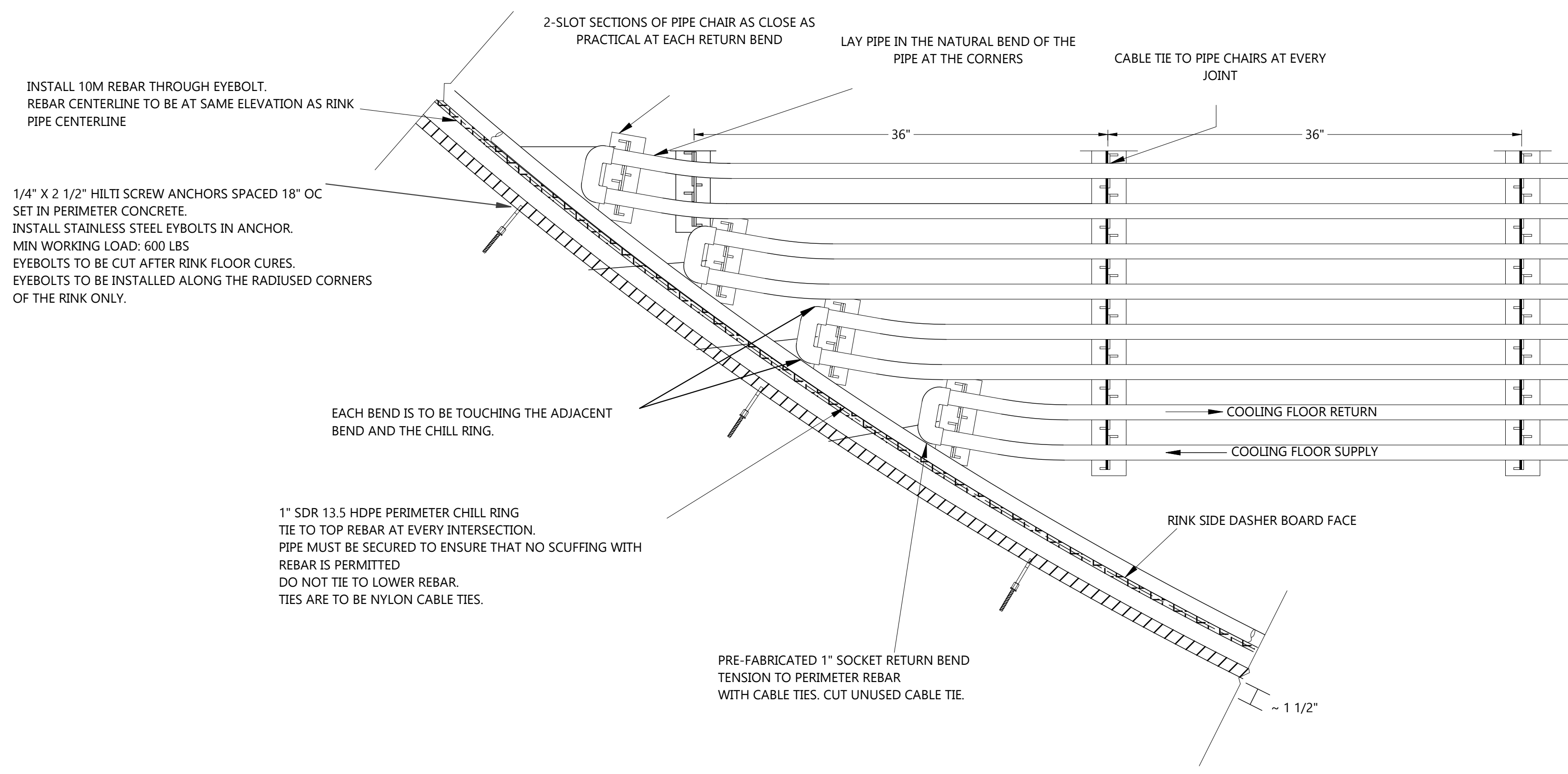
WWW.IBSTOREY.COM

STAMP	

<b>DRAWING NUMBER</b>	
24009 MR503	
<b>DRAWING NAME</b>	
RINK FLOOR DETAILS	
<b>CLIENT</b>	
SPRINGFIELD PARK DISTRICT	
<b>PROJECT</b>	
SPRINGFIELD - PLANT REPLACEMENT	
<b>DRAWN BY</b>	<b>CHECKED BY</b>
V.KOFANOV	J. RITCHIE
<b>DATE</b>	<b>REVISION</b>
21-NOV-24	1.0
<b>SHEET SIZE</b>	<b>SHEET NO.</b>
C	6 OF 10

**DETAIL P: COLD FLOOR PIPING CORNER DETAIL**  
SCALE 1-1/2"=1'-0"

COLD FLOOR PIPING



1

2

3

4

5

A

B

C

D

E

A


B

C

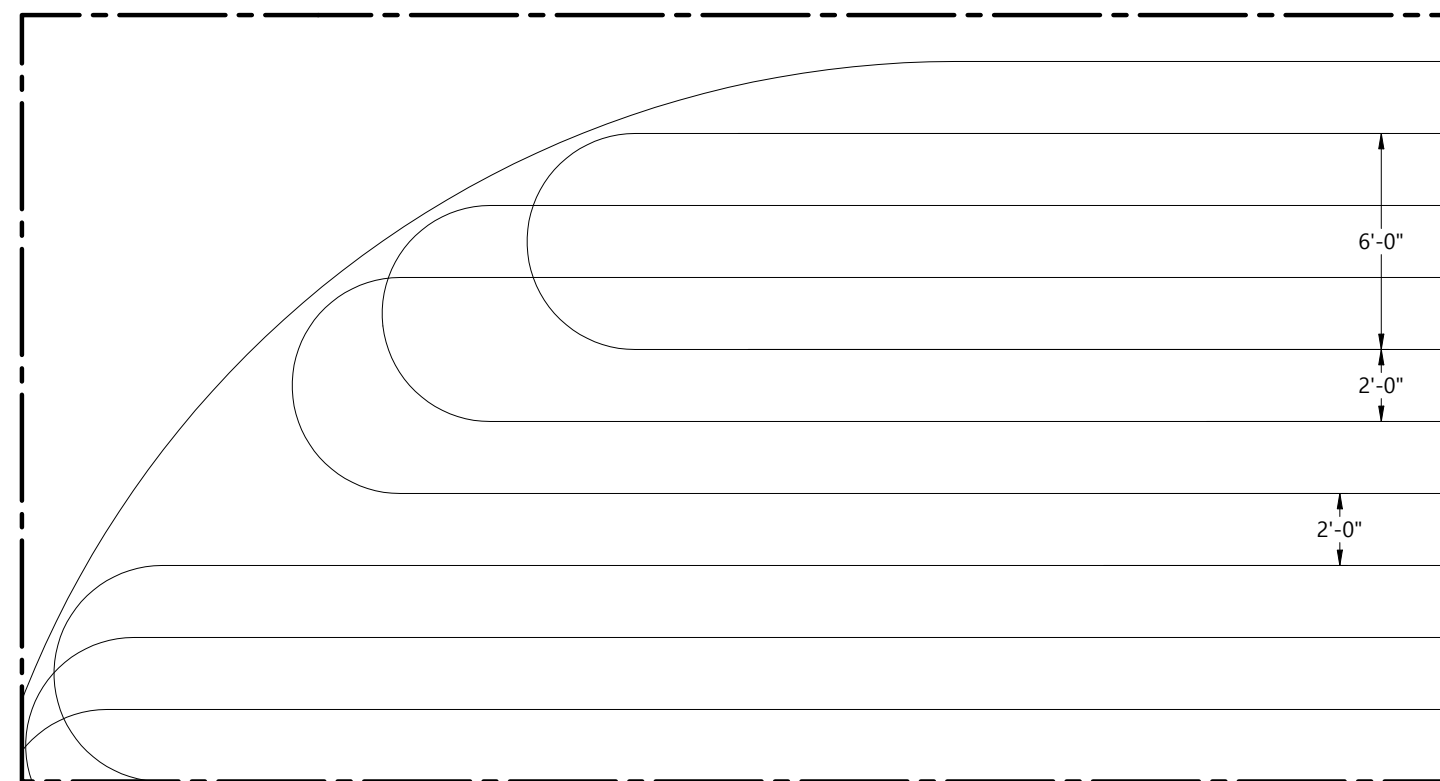
D

E

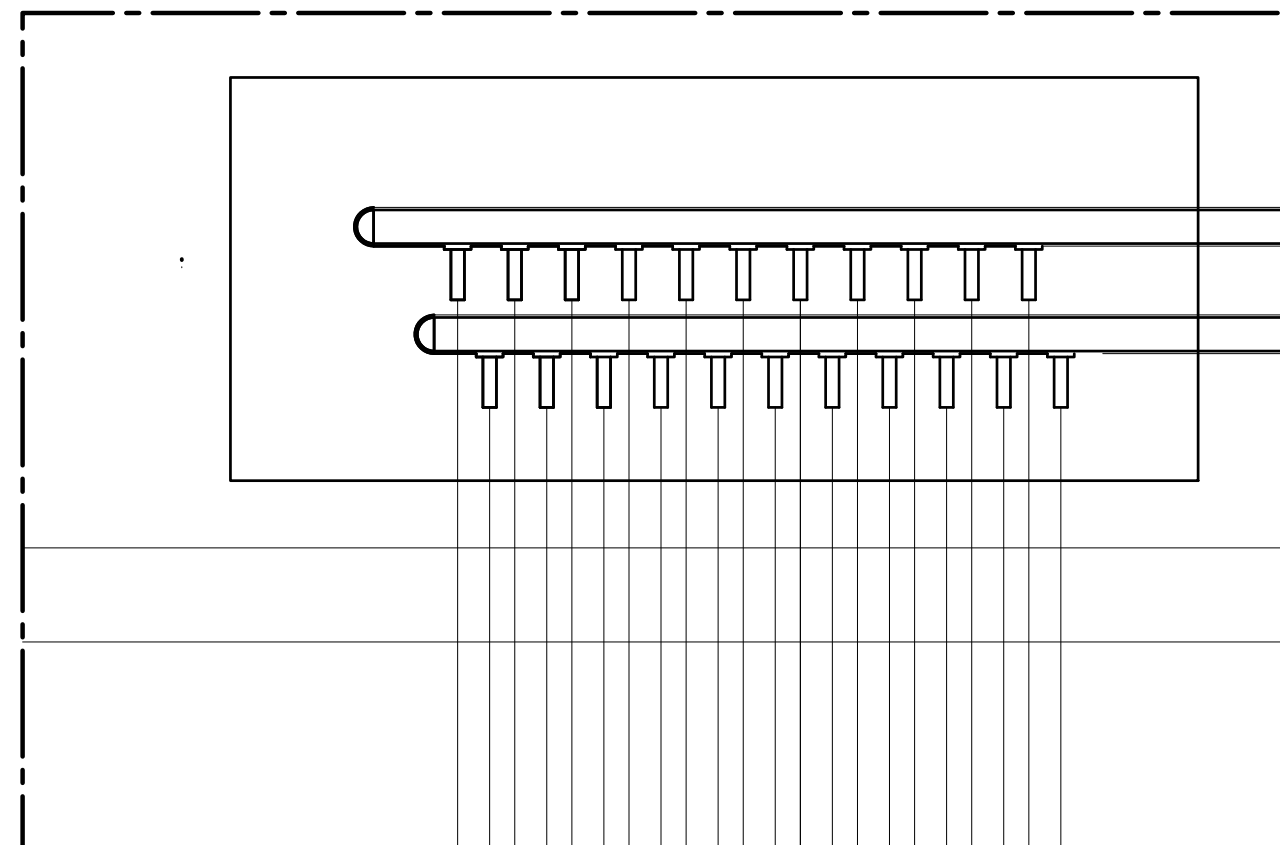
**NOTE:**  
REFER TO MR401, MR503 (SHEET 3, 4) FOR THE EXACT ACCESS BOX LOCATION AND DETAILED INFORMATION.



**DETAIL Q: WARM FLOOR CIRCUITS**  
SCALE 1/16"=1'-0"



**DETAIL R (7, A1): WARM FLOOR PIPING DETAIL**  
SCALE 3/16"=1'-0"



**DETAIL S (7, C1): STUBBY HEADER DETAIL**  
NTS

WARM FLOOR PIPING

**NOTES**

---	NEW
---	EXISTING

**REFERENCE DEFINITION**

SHEET COLUMN		SHEET ROW
SHEET NUMBER		(#, X#)

**COPYRIGHT AND DISCLAIMER**  
THIS WORK IS THE SOLE PROPERTY OF I.B. STOREY INC AND IS INTENDED SOLELY FOR THE INFORMATION OF THE CLIENT. ALL RIGHTS RESERVED. THE WORK MAY NOT BE REPRODUCED OR DISTRIBUTED, WHOLE OR IN PART, WITHOUT THE PRIOR WRITTEN PERMISSION OF I.B. STOREY INC. THIS DOCUMENT MAY NOT BE USED FOR ANY OTHER PROJECTS OR WITHOUT INVOLVEMENT OF I.B. STOREY INC. ANY USE WHICH A THIRD PARTY MAKES OF THE WORK, OR ANY RELIANCE ON OR DECISIONS TO BE MADE BASED ON IT, ARE THE RESPONSIBILITY OF SUCH THIRD PARTIES.

**- NOT FOR CONSTRUCTION -**  
*CONFIDENTIAL & PROPRIETARY*

1.0	ISSUED FOR TENDER	21-NOV-24	V.K.
VER #	REVISIONS	DATE	BY



CHARLOTTETOWN PE  
VAUGHAN ON  
REDINGTON SHORES FL  
PLANO TX

WWW.IBSTOREY.COM

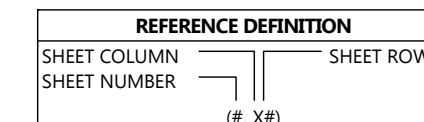
STAMP

<b>DRAWING NUMBER</b>	
24009 MR503	
<b>DRAWING NAME</b>	
RINK FLOOR DETAILS	
<b>CLIENT</b>	
SPRINGFIELD PARK DISTRICT	
<b>PROJECT</b>	
SPRINGFIELD - PLANT REPLACEMENT	
<b>DRAWN BY</b>	<b>CHECKED BY</b>
V.KOFANOV	J. RITCHIE
<b>DATE</b>	<b>REVISION</b>
21-NOV-24	1.0
<b>SHEET SIZE</b>	<b>SHEET NO.</b>
C	7 OF 10



**NOTES**

NEW
EXISTING



**COPYRIGHT AND DISCLAIMER**

THIS WORK IS THE SOLE PROPERTY OF I.B. STOREY INC AND IS INTENDED SOLELY FOR THE INFORMATION OF THE CLIENT. ALL RIGHTS RESERVED. THE WORK MAY NOT BE REPRODUCED OR DISTRIBUTED, WHOLE OR IN PART, WITHOUT THE PRIOR WRITTEN PERMISSION OF I.B. STOREY INC. THIS DOCUMENT MAY NOT BE USED FOR ANY OTHER PROJECTS OR WITHOUT INVOLVEMENT OF I.B. STOREY INC. ANY USE WHICH A THIRD PARTY MAKES OF THE WORK, OR ANY RELIANCE ON OR DECISIONS TO BE MADE BASED ON IT, ARE THE RESPONSIBILITY OF SUCH THIRD PARTIES.

**- NOT FOR CONSTRUCTION -**  
*CONFIDENTIAL & PROPRIETARY*

1.0	ISSUED FOR TENDER	21-NOV-24	V.K.
VER #	REVISIONS	DATE	BY



CHARLOTTETOWN PE  
VAUGHAN ON  
REDINGTON SHORES FL  
PLANO TX  
  
WWW.IBSTOREY.COM

DRAWING NUMBER 24009 MR503	
DRAWING NAME RINK FLOOR DETAILS	
CLIENT SPRINGFIELD PARK DISTRICT	
PROJECT SPRINGFIELD - PLANT REPLACEMENT	
DRAWN BY V.KOFANOV	CHECKED BY J. RITCHIE
DATE 21-NOV-24	REVISION 1.0
SHEET SIZE C	SHEET NO. 8 OF 10

**WARM FLOOR NOTES:**

- .1 WARM FLOOR MAINS
  - .1 SUPPLY AND INSTALL TWO (2) PIPES FOR THE WARM FLOOR MAINS, SUPPLY AND RETURN, FROM THE BURIED HEADER PIPING TO THE REFRIGERATION PLANT ROOM AND CONNECTING INSIDE THE PLANT ROOM TO THE EXISTING PIPES.
  - .2 PIPE SPECIFICATION: 3" HDPE SDR 11, FUSION WELDED.
  
- .2 WARM FLOOR STUBBY HEADER:
  - .1 SUPPLY AND INSTALL TWO (2) 3" HDPE SUPPLY AND RETURN HEADER PIPES, CIRCULATING WARMED FLUID TO PREVENT FROST HEAVING IN THE RINK FLOOR. HEADER PIPES SHALL BE RUN FROM THE REFRIGERATION ROOM.
  - .2 INCLUDES THIRTEEN (13) SETS OF FUSION SERVICE SADDLE CONNECTIONS FUSION WELDED TO EACH OF THE STUBBY HEADERS.
  - .3 CONTRACTOR TO SUPPLY AND INSTALL TWO (2) DRAINS, COMPLETE WITH VALVES, AND TWO (2) PURGE VALVES (VENT) WITH CONNECTIONS, ONE (1) PER HEADER.
    - .1 PROVIDE 1" PURGE VALVES AT BOTH ENDS OF SUPPLY AND RETURN HEADERS.
    - .2 CONNECT PURGE VALVES TO HEADERS USING 1" SDR 13.5 HDPE PIPE. SADDLES ARE ALSO AN APPROVED EQUIVALENT.
    - .3 PURGE VALVE PIPING MUST NOT SLOPE DOWNWARDS TO ENSURE AIR IS NOT TRAPPED IN THE LINE, AND THE VALVES MUST BE INSTALLED IN THE ACCESS BOX.
  - .4 ALL VALVES TO BE OF STEEL BODIES AND BE FITTED WITH HAND WHEELS (GRIPS).
  
- .1 WARM FLOOR PIPING
  - .1 SUPPLY AND INSTALL WARM FLOOR PIPING, BOTH SUPPLY AND RETURN PIPING RUNNING PARALLEL TO EACH OTHER AND CONNECTED TO EACH HEADER NIPPLE. PIPING MUST EXTEND THE ENTIRE LENGTH AND WIDTH OF THE NEW ICE SLAB STRUCTURE. FUSION SERVICE SADDLES MAY ALSO BE USED.
  - .2 PIPE SIZE: 1" SDR 13.5
  - .3 MATERIAL: HDPE
  - .4 SPACED 24" ON CENTER.
  - .5 PROVIDE RIGID INSULATION TO WARM FLOOR PIPING ONLY LOCATED IN THE ACCESS BOX.
  - .6 HEADER CONNECTIONS: ALL JOINTS TO BE FULLY FUSION WELDED TO STUBBY HEADER IN THE ACCESS BOX.

**WARM FLOOR ADDITIONAL NOTES:**

- GENERAL  
MATERIAL: HDPE  
ALL PIPE CONNECTIONS AND INTERFACES TO BE FUSION WELDED.
- STUBBY HEADERS  
MATERIAL: HDPE  
SIZE: 3" SDR 11  
SADDLES FUSION WELDED TO SUPPLY AND RETURN HEADERS FOR CONNECTION TO FLOOR PIPES  
SADDLE QTY PER HEADER: 11
- WARM FLOOR PIPING  
MATERIAL: HDPE  
SIZE: 1" SDR 13.5  
SPACING:  
TYP. 24" O/C  
18" FROM SLAB PERIMETER  
FUSION WELD EACH CIRCUIT TO SUPPLY/RETURN STUBBY HEADERS.

WARM FLOOR NOTES

- ICE RINK FLOOR SYSTEM SUMMARY**  
 TOTAL SYSTEM DEPTH FROM PERIMETER FINISHED FLOOR: 16"
- TOP OF RINK SLAB FLUSH WITH PERIMETER SLAB
  - 5" CONCRETE
    - TOP LAYER REINFORCEMENT WIREMESH
    - COLD FLOOR 1" POLY PIPING
    - M-STYLE PIPE CHAIRS
    - BOTTOM LAYER REINFORCING REBAR GRID
  - VAPOR BARRIER
  - 4" INSULATION (2X2" LAYERS)
  - VAPOR BARRIER
  - 7" SAND BASE
    - WARM FLOOR 1" POLY PIPING
  - EXISTING GRANULAR SUB-BASE BELOW

TOP LAYER REINFORCING (ABOVE RINK PIPING)  
 6x6x6/6 WELDED WIRE MESH PLACED ON TOP OF RINK  
 PIPE SUPPORTS ACROSS WHOLE AREA OF RINK SLAB  
 TRIMMED CORNERS W/ 2 LAYERS OVERLAP MAX  
 FLAT SHEETS ONLY

1" SDR 13.5 HDPE COOLING  
 RINK PIPES SPACED 3 1/2" O/C

PIPE SUPPORTS  
 OVERLAP CHAIRS TWO ROWS  
 AT EACH END. INSTALL REBAR  
 ON PIPE CHAIR  
 ISOLATION CHANNEL

5" CONCRETE SLAB FINISHED LEVEL  
 1-3/4" MAXIMUM CONCRETE  
 COVERAGE OVER RINK PIPES

BOTTOM LAYER REINFORCING REBAR. LOWER REBAR INSTALLED FIRST  
 PARALLEL TO RINK PIPES SUPPORTS (12" SPACING).  
 UPPER REBAR INSTALLED SECOND PARALLEL TO RINK PIPE (10-1/2" SPACING).  
 REBAR TO BE TIED AT EVERY INTERSECTION ALONG THE DIAGONAL,  
 STARTING AT EVERY THIRD REBAR INTERSECTION ALONG THE  
 LENGTH OF THE RINK

10 MIL (#4) THICK POLYETHYLENE  
 VAPOUR BARRIER SLIP SHEETS

PIPE LAID 5" BELOW BOTTOM OF VAPOUR BARRIER

CLEAN SAND, LEVELLED TO +3/16"  
 SAND TO BE FREE FROM CLAY, SHALE, AND ORGANIC MATTER

TWO LAYERS OF 2" THICK  
 DOW RIGID SM EXTRUDED POLYSTYRENE  
 INSULATION LEVELLED TO +3/16" TOLERANCES

1" SDR 13.5 POLYETHYLENE  
 UNDERFLOOR HEATING  
 PIPES SPACED 24" O/C

GRANULAR SUB-BASE

**SAMPLE RINK FLOOR SECTION (EXAGGERATED FOR CLARITY)**  
 NTS

FLOOR ISOMETRIC VIEW

**NOTES**

---	NEW
---	EXISTING

**REFERENCE DEFINITION**

SHEET COLUMN	SHEET ROW
(#, X#)	(#, Y#)

**COPYRIGHT AND DISCLAIMER**  
 THIS WORK IS THE SOLE PROPERTY OF I.B. STOREY INC AND IS  
 INTENDED SOLELY FOR THE INFORMATION OF THE CLIENT. ALL  
 RIGHTS RESERVED. THE WORK MAY NOT BE REPRODUCED OR  
 DISTRIBUTED, WHOLE OR IN PART, WITHOUT THE PRIOR  
 WRITTEN PERMISSION OF I.B. STOREY INC.  
 THIS DOCUMENT MAY NOT BE USED FOR ANY OTHER  
 PROJECTS OR WITHOUT INVOLVEMENT OF I.B. STOREY INC.  
 ANY USE WHICH A THIRD PARTY MAKES OF THE WORK, OR  
 ANY RELIANCE ON OR DECISIONS TO BE MADE BASED ON IT,  
 ARE THE RESPONSIBILITY OF SUCH THIRD PARTIES.

**- NOT FOR CONSTRUCTION -**  
**CONFIDENTIAL & PROPRIETARY**

1.0	ISSUED FOR TENDER	21-NOV-24	V.K.
VER #	REVISIONS	DATE	BY

**I.B. STOREY**  
**Rink Engineering Experts**

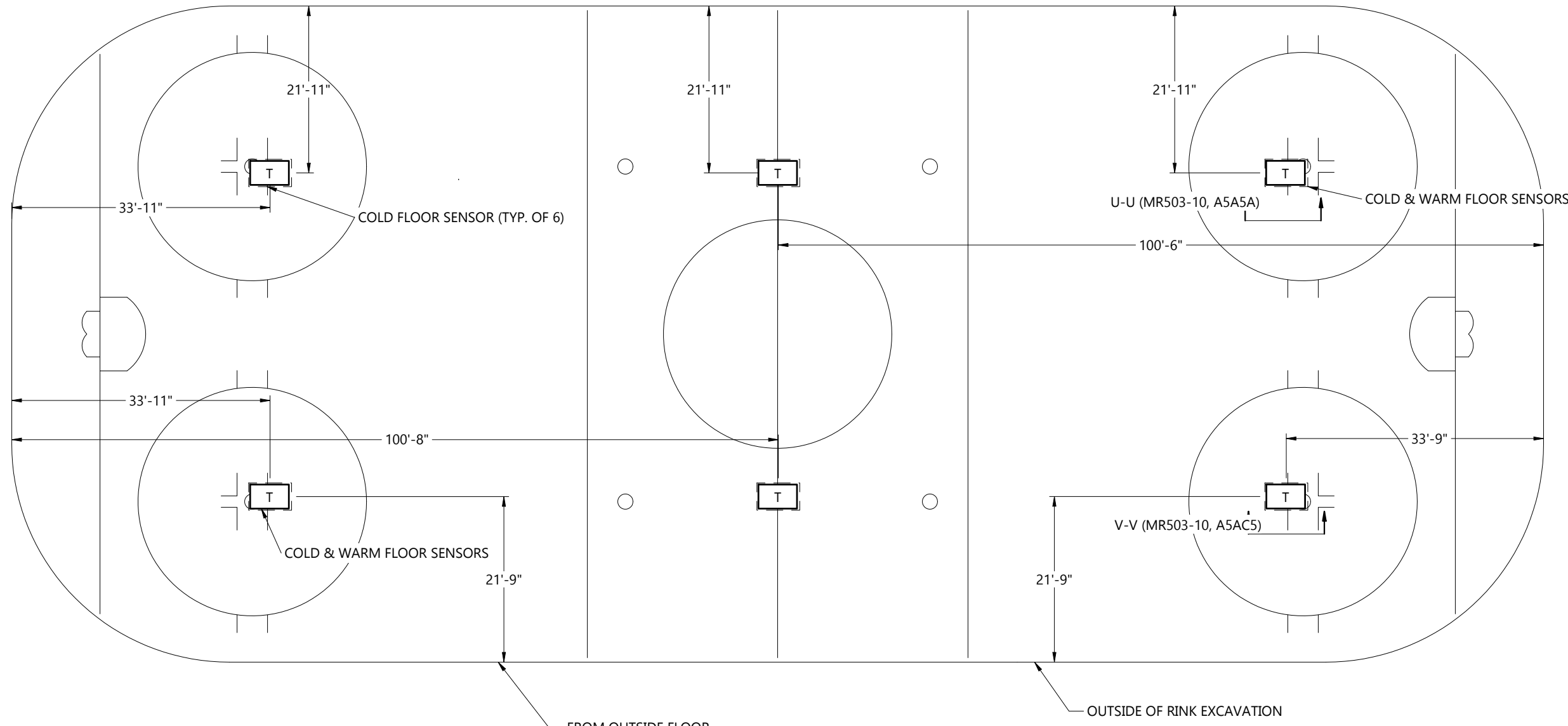
CHARLOTTETOWN PE  
 VAUGHAN ON  
 REDINGTON SHORES FL  
 PLANO TX

WWW.IBSTOREY.COM

STAMP

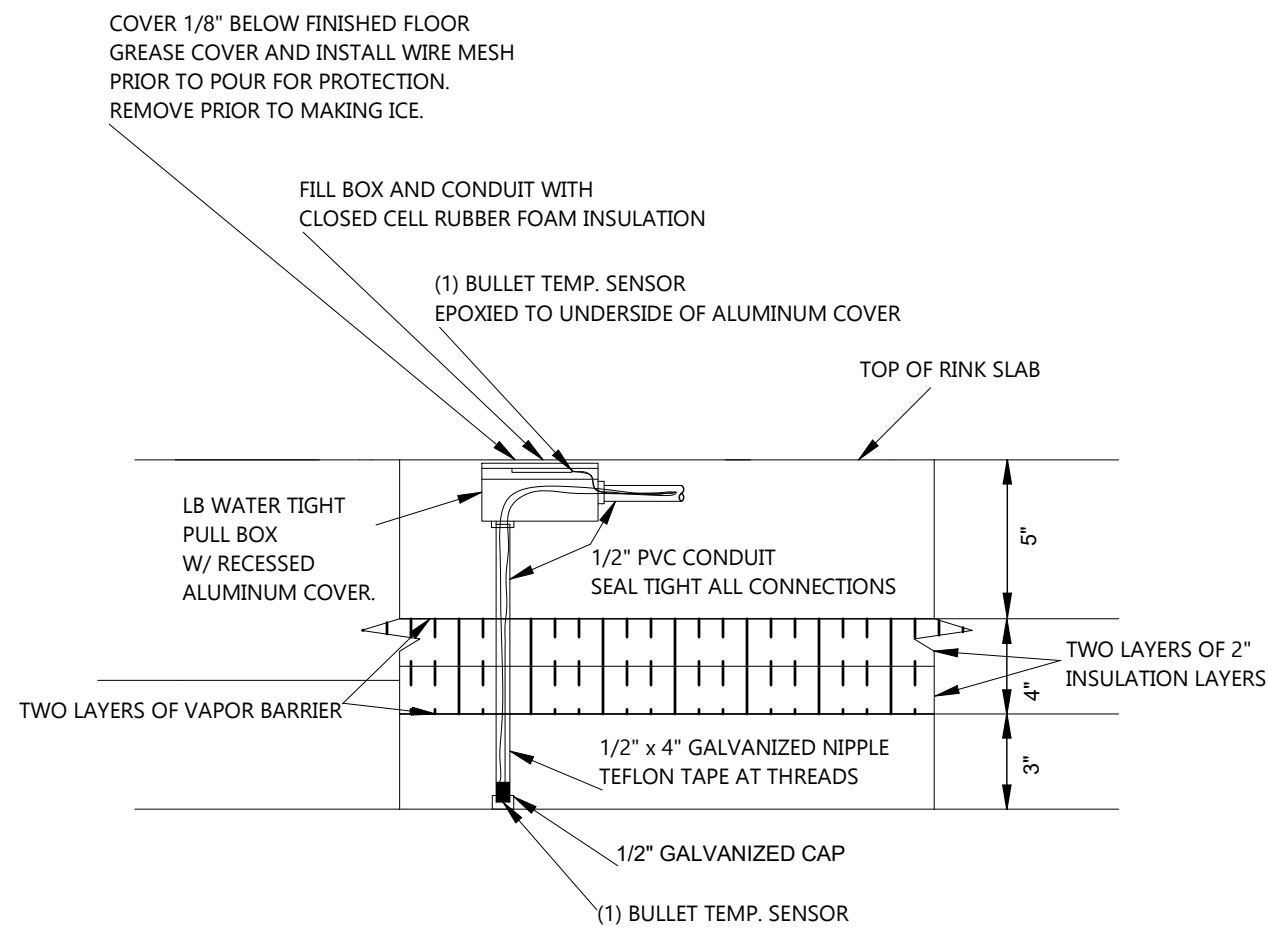
<b>DRAWING NUMBER</b>	
24009 MR503	
<b>DRAWING NAME</b>	
RINK FLOOR DETAILS	
<b>CLIENT</b>	
SPRINGFIELD PARK DISTRICT	
<b>PROJECT</b>	
SPRINGFIELD - PLANT REPLACEMENT	
<b>DRAWN BY</b>	<b>CHECKED BY</b>
V.KOFANOV	J. RITCHIE
<b>DATE</b>	<b>REVISION</b>
21-NOV-24	1.0
<b>SHEET SIZE</b>	<b>SHEET NO.</b>
C	9 OF 10

24009 MR503

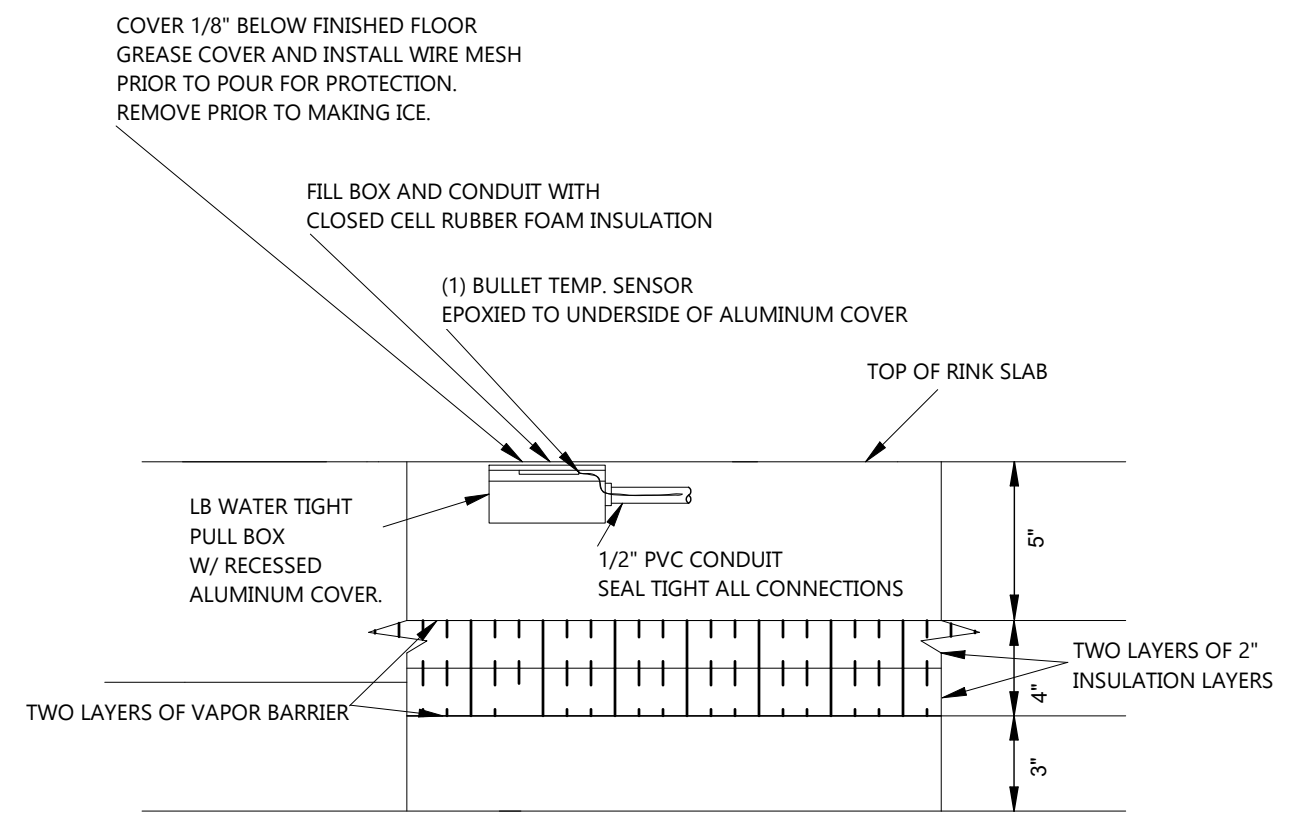


**DETAIL T: RINK FLOOR SENSOR LOCATIONS PLAN**  
SCALE 1/16"=1'-0"

- NOTES:**
- MEASUREMENTS TO CENTRE OF SENSOR BOX.
  - MOVE AS NEEDED TO AVOID PIPES IN FLOOR, PIPES TO BEND AROUND SENSOR BOX.



**SECTION CUT U-U (10, D2): COLD & WARM INFLOOR SENSOR DETAIL**  
NTS



**SECTION CUT V-V (10, D2): COLD INFLOOR SENSOR DETAIL**  
NTS

RINK SENSOR LOCATIONS & INSTALLATION

**NOTES**

---	NEW
---	EXISTING

**REFERENCE DEFINITION**

SHEET COLUMN	SHEET ROW
(#, X#)	

**COPYRIGHT AND DISCLAIMER**  
THIS WORK IS THE SOLE PROPERTY OF I.B. STOREY INC AND IS INTENDED SOLELY FOR THE INFORMATION OF THE CLIENT. ALL RIGHTS RESERVED. THE WORK MAY NOT BE REPRODUCED OR DISTRIBUTED, WHOLE OR IN PART, WITHOUT THE PRIOR WRITTEN PERMISSION OF I.B. STOREY INC.  
THIS DOCUMENT MAY NOT BE USED FOR ANY OTHER PROJECTS OR WITHOUT INVOLVEMENT OF I.B. STOREY INC. ANY USE WHICH A THIRD PARTY MAKES OF THE WORK, OR ANY RELIANCE ON OR DECISIONS TO BE MADE BASED ON IT, ARE THE RESPONSIBILITY OF SUCH THIRD PARTIES.  
**- NOT FOR CONSTRUCTION -**  
*CONFIDENTIAL & PROPRIETARY*

1.0	ISSUED FOR TENDER	21-NOV-24	V.K.
VER #	REVISIONS	DATE	BY

**I.B. STOREY**  
Rink Engineering Experts

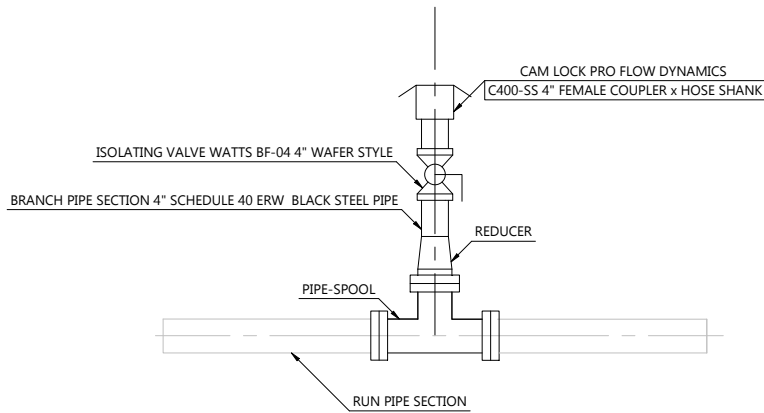
CHARLOTTETOWN PE  
VAUGHAN ON  
REDINGTON SHORES FL  
PLANO TX

WWW.IBSTOREY.COM

STAMP

<b>DRAWING NUMBER</b> 24009 MR503	
<b>DRAWING NAME</b> RINK FLOOR DETAILS	
<b>CLIENT</b> SPRINGFIELD PARK DISTRICT	
<b>PROJECT</b> SPRINGFIELD - PLANT REPLACEMENT	
<b>DRAWN BY</b> V.KOFANOV	<b>CHECKED BY</b> J. RITCHIE
<b>DATE</b> 21-NOV-24	<b>REVISION</b> 1.0
<b>SHEET SIZE</b> C	<b>SHEET NO.</b> 10 OF 10

**RENTAL CHILLER CONNECTIONS DETAIL**



**COPYRIGHT AND DISCLAIMER**  
 THIS WORK IS THE SOLE PROPERTY OF I.B. STOREY INC AND IS INTENDED SOLELY FOR THE INFORMATION OF THE CLIENT. ALL RIGHTS RESERVED. THE WORK MAY NOT BE REPRODUCED OR DISTRIBUTED, WHOLE OR IN PART, WITHOUT THE PRIOR WRITTEN PERMISSION OF I.B. STOREY INC.  
 THIS DOCUMENT MAY NOT BE USED FOR ANY OTHER PROJECTS OR WITHOUT INVOLVEMENT OF I.B. STOREY INC. ANY USE WHICH A THIRD PARTY MAKES OF THE WORK, OR ANY RELIANCE ON OR DECISIONS TO BE MADE BASED ON IT, ARE THE RESPONSIBILITY OF SUCH THIRD PARTIES.

FOR ILLUSTRATION ONLY

**- NOT FOR CONSTRUCTION -  
 CONFIDENTIAL & PROPRIETARY**

4.0	27-MAR-24	E.K.
3.0	21-APR-23	E.K.
2.0	08-FEB-21	E.K.
VER #	DATE	BY

**RENTAL CHILLER CONNECTIONS SCHEDULE**

DASH NUMBER	PIPE SPOOL	QTY.	REDUCER	QTY.	CAM LOCK	ISOLATING VALVE	BRANCH PIPE SECTION
-01	6" FLANGES	1	6" x 4"	1	PRO FLOW DYNAMICS, C400-SS, 4" FEMALE COUPLER x HOSE SHANK	WATTS, BF-04, 4" WAFER STYLE	4" SCHEDULE 40 ERW BLACK STEEL PIPE
-02	8" FLANGES	1	8" x 4"	1	PRO FLOW DYNAMICS, C400-SS, 4" FEMALE COUPLER x HOSE SHANK	WATTS, BF-04, 4" WAFER STYLE	4" SCHEDULE 40 ERW BLACK STEEL PIPE
-03	10" FLANGES	1	10" x 4"	1	PRO FLOW DYNAMICS, C400-SS, 4" FEMALE COUPLER x HOSE SHANK	WATTS, BF-04, 4" WAFER STYLE	4" SCHEDULE 40 ERW BLACK STEEL PIPE
-04	12" FLANGES	1	12" x 6"	1	PRO FLOW DYNAMICS, C600-SS, 6" FEMALE COUPLER x HOSE SHANK	WATTS, BF-06, 6" WAFER STYLE	6" SCHEDULE 40 ERW BLACK STEEL PIPE

**NOTE:**  
 - TO ENSURE UNINTERRUPTED OPERATION DURING EQUIPMENT FAILURE OR REPLACEMENT, A RENTAL CHILLER IS REQUIRED.  
 - ENSURE THAT THE PUMP BYPASS VALVE, AS INDICATED ON THE P&ID AS MANUALLY NORMALLY CLOSED, IS OPEN DURING RENTAL CHILLER OPERATION.



CHARLOTTETOWN PE  
 VAUGHAN ON  
 REDINGTON SHORES FL  
 PLANO TX

WWW.IBSTOREY.COM

STAMP

<b>DRAWING NUMBER</b>		IBSDS M-815
<b>DRAWING NAME</b>		RENTAL CHILLER DESIGN STANDARDS
<b>CLIENT</b>		I.B. STOREY INC.
<b>PROJECT</b>		IB STOREY DESIGN STANDARDS
<b>DRAWN BY</b>	<b>CHECKED BY</b>	
E.KADYROVA	J.RITCHIE	
<b>DATE</b>	<b>REVISION</b>	
27-MAR-24	4.0	
<b>SHEET SIZE</b>	<b>SHEET NO.</b>	
A	1 OF 1	

## **Appendix C**

### Project Schedules

ID	TP	Task Name	Start	Finish	Duration	2025											
						Jan	Feb	Mar	Apr	May	Jun	Jul	Aug	Sep	Oct	Nov	Dec
1		<b>Step 5: Construct</b>	1/1/2025	9/24/2025	38w 1d	[Blue bar spanning from Jan to Sep]											
2	7	Rink #2 Rebuild (Slab, Piping, etc.)	3/31/2025	5/30/2025	9w	[Blue bar spanning from Apr to May]											
3	7	Floor Cure Time for Rink #2	5/30/2025	6/27/2025	4w 1d	[Blue bar spanning from Jun to Jun]											
4	7	Glycol Charge into Floor	6/27/2025	6/27/2025	0w	[Black diamond in Jun]											
5	7	Rink #1 Rebuild (Slab, Piping, etc.)	6/17/2025	8/11/2025	8w	[Blue bar spanning from Jun to Aug]											
6	7	Floor Cure Time for Rink #1	8/11/2025	9/5/2025	4w	[Blue bar spanning from Sep to Sep]											
7	7	Rink #1 Floor Charged with Glycol	9/5/2025	9/5/2025	1d	[Vertical line in Sep]											

Schedule As Tendered



## **Appendix D**

### Bidder Evaluation Criteria

**Table 1: Evaluation Matrix**

DESCRIPTION OF FACTOR	WEIGHT	TOTAL WEIGHT FOR SECTION
<b>A. Understanding of Scope of Work</b>		
COMPLIANCE WITH TENDER: A brief description of the company. Include a history of the company size, location, and areas of professional expertise. Specification of recommended installation, with detail that meets or exceeds the specifications outlined in the scope of work.	20	/30
DEMONSTRATED PERFORMANCE OF PROPOSED EQUIPMENT/SYSTEM: Proponents must stipulate that installation will occur as necessary to fulfill applicable codes and standards as they apply to refrigeration and mechanical systems.	10	
<b>B. Proponents' Capability and Experience</b>		
DESCRIPTION OF KEY PERSONNEL AND THEIR INVOLVEMENT WITH THE PROJECT: A list of the key personnel who would be involved including any sub-consultants or sub-contractors.	10	/35
DEMONSTRATED TECHNICAL ABILITY (PREVIOUS EXPERIENCE PROVIDING SIMILAR SERVICES): Clearly outline demonstrated experience and understanding of the scope of work	10	
PERFORMANCE BASED CONSTRUCTION EXPERIENCE IN SIMILAR APPLICATIONS: Only companies having successfully completed a minimum of 5 related projects.	10	
PROPOSED CONSTRUCTION SCHEDULE: Provide a proposed construction schedule for the installation of the scope of work	5	
<b>C. Cost of Service</b>		
COST OF SERVICE: Proponent shall provide the total cost of the project. The proposed cost is to be turnkey. Taxes are to be added as a separate item.	35	/35
<b>Subtotal</b>		<b>/100</b>